



**AGRIPARTS  
& REPAIRS**

# **Seeding**

## **CATALOGUE**

# **2012**



FOR ALL ENQUIRIES PLEASE CONTACT P: 08 9362 6811 F: 08 9361 3263

134 OATS ST CARLISLE, WESTERN AUSTRALIA PO BOX 232 CLOVERDALE WA 6985

Email: [sales@agriparts.com.au](mailto:sales@agriparts.com.au)

Front Cover: Special thanks to Deborah Badger  
and the Pingrup Progress Association.

# AGRIPARTS & REPAIRS



## CONTENTS

### LIQUID TRANSFER

#### LIQUID SYSTEMS

A-i70	7
A-i120	8
SSG-22	9
Spiker	10
Manifold Kits	11
Harness Kits (NEW PRODUCT 2012)	12
Spare Parts	13-14

#### SOIL WETTER

Application Methods	5
Precision Wetter, WetnGo, iWETTER	6

#### PUMPING EQUIPMENT

Spray filters / Solenoids	15
Chemical hose / Camlocks	16
Davey Fire Pumps / Foam Fast	17
Pacer Poly Pumps	18
Finsbury Transfer Pumps	18
Trailer and Skid Mounted Fire Units	19
Fire Unit Spares	20
Pressure Cleaners (NEW PRODUCT 2012)	44

#### CHEMICAL EQUIPMENT

Sotera 12 Volt Pumps	21
Micromatic Fittings	21
Hypro Pedestal and Hydraulic Pumps	22

#### HYDRAULICS

Motor / Couplings	39
Cylinders	40

#### LUBRICANTS

Conoco Oil	43
Castrol Oil	43

#### TOW ROPES

Snatch Straps (NEW PRODUCT 2012)	45
Tow Straps (NEW PRODUCT 2012)	45

### TILLAGE EQUIPMENT

#### iTILL® (NEW PRODUCT 2012)

Definition of iTILL®	3
How the iTILL® System Works	4-5
iTILL® Implement Steering	4

#### POINTS

Maxipoint	23
Agpoint	24
McCoy	24
AGMASTER (NEW PRODUCT 2012)	25

#### SEEDING BOOTS

Agmaster Complete Point & Boot Kits	26-27
Maxipoint / Agmaster Liquid Kits	28

#### SEEDING HEADS

Raycol Distribution Risers & Caps	33
-----------------------------------	----

#### HARROWS / PRESSWHEELS

Agmaster (NEW PRODUCT 2012)	29-30
K-Hart	29
Maxipoint / Forward / ARP	30
John Deere	31

#### COULTER DISCS

K-Hart / Yetter	32
-----------------	----

#### SUPA VEYAS

Self Cleaning Conveyor (NEW MODELS AVAIL)	35
---	----

#### AIRSEEDER SPARES

Axle & Hubs	34
Conveyor Belts / JD/ Forward/ Supa Veya	36
Alfagomma Rubber Hose , PVC	37
Clutches, Manual & Electric	38
Simol Jack Stands	41-42
Paint/ Extinguishers	47
Jet Stream 5:1 Bin Parts	53

#### ELECTRICAL

Linear Actuators	46
Winches / Hand / Electric	46
Ac Delco Batteries	48
HID / LED Work Lights	49-50
Camera Kits	51
Strike Mobile Phone Kits	52



## iTILL®—INTELLIGENT TILLAGE

## NEW PRODUCT RELEASE

DEFINITION OF iTILL®

COMMERCIALY AVAILABLE IN 2013

### What is iTill®?

iTill® is a precision seeding system that has been developed to give farmers more flexibility at seeding time when trying to establish crops in non wetting soil types. The iTill® system takes two seasons to fully set up and incorporates three key technologies:

- iWetter, a custom formulated soil wetter specifically designed to help with non wetting soils,
- Hydraulic Impement Steering fitted to the implement/tractor drawbar
- Side Banding Unit (SBU) type seeding boot.

The system has a smart control module that integrates seamlessly into any tractor that has electric over hydraulic implement valves. iTill® can be retrofitted to any tractor / seeder combination and operates independently to the tractors auto steer system. Accuracy is typically 10 to 20 mm depending on ground speed, soil type and stubble residue.

### Theory behind iTill®:

Over the last five years PrecisionTECH, the R&D division of Agriparts and Repairs has conducted extensive research and development into improving seed establishment in non wetting soils with the use of soil wetters. One of the problems we discovered when using different soil wetters was that they have a residual effect on the soil, that is, they keep working the following year. Typically a band of moisture about 50 mm wide and 100mm deep can be seen in the previous years row, six months after harvest. The "moisture zone" as can be seen in the photo below is noticeably wetter than the surrounding soil. Trial work showed that when the seed was placed in the dry inter row, germination was disappointing to say the least. Place the seed in the "moisture zone" and crop establishment was excellent.



19/5/2011

34 mm of rain over 2 days, iWetter applied @ 1 L/ha in 2010 with seed. iTill is steering the seeder drawbar allowing the seed to be placed precisely into the "Moisture Zone" approximately 50mm wide and 150mm deep.



### Left Side:

Seeding between the row.

Poor germination of Oats sown @ 120kg/ha for export hay.

Soil Type: Non wetting sand over clay.

### Right Side:

Seeding in the row using iTill®.

Crop establishment was significantly better also resulting in less weeds in crop later in the season.

## iTILL®—INTELLIGENT TILLAGE

### iTILL® IMPLEMENT STEERING

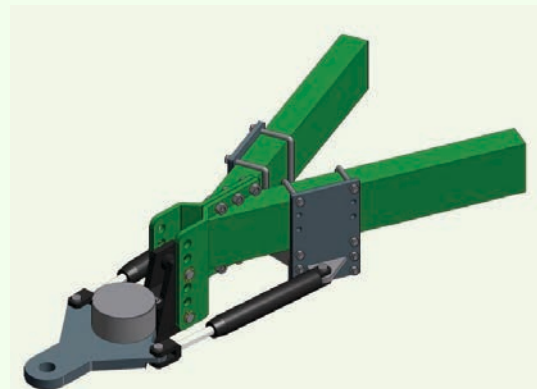
The very obvious next step was to develop a system that could accurately control the placement of the seed while minimizing the disturbance of the soil in the moisture zone. This was achieved by fitting Hydraulic Implement Steering as well as using a custom built Side Banding Unit (SBU).



9520T TRACK TRACTOR  
STEERING DRAW BAR KIT



iTILL® CAB MONITOR DISPLAY



IMPLEMENT STEERING DRAW BAR  
KIT SUIT DBS BAR

### HOW THE iTILL® SYSTEM WORKS

The easiest way to describe how the system works is to outline the steps you would take in setting up the iTILL® system over a 12 month period.

#### Year 1

**Step 1:** Fit 10cm autosteer to your tractor. For best results you will require a 10cm or better autosteer system. Paddocks should be seeded in a straight line (AB) manor where possible. Note on maps where the tractor starts seeding as this will be important when seeding the paddock in following years. Skip row seeding is not recommended.

**Step 2:** Fit the iTILL® AgMaster Side Banding Units (SBU) to the seeder. This will give excellent seed placement, perfect iWetter placement and allow the seeder to sow into the previous years row when the seeder is fitted with implement steering.

**Step 3:** Adjust tyne spacing on seeder bar so that they are at correct spacing. If tyne spacing is 10", make sure they are all exactly 10". This is important for seeding next years crop.

**Step 4:** Apply iWetter Soil Wetter at a minimum of 1L/ha in 50L/ha of water to the row, either behind the press wheel or next to the seed with the AgMaster SBU. The iWetter will help with germinating this years crop, but more importantly it will set up the "moisture zone" for the following years crop.

#### Year 2

**Step 5:** Fit Implement Steering. The Implement steering module comprises of a Row Tracking Unit (RTU), Electronic Control Module and a Hydraulic Steerable Drawbar. The paddle on the Row Tracking Unit follows the previous years stubble. The control module takes this information and adjusts the drawbar on the implement until the seeding tyne and SBU are precisely placed in the "moisture zone" established from the previous year. For older tractors with manual hydraulic valves, a 12 volt electric over hydraulic solenoid valve can be fitted. The control module performs a number of functions, centering the implement steering when starting a new AB line as well as warning the operator if the implement is not steering accurately in the row. The third component, the Hydraulic Steering Drawbar allows the seeder to move the full width of the row. For example a seeder on 12" spacing will need the drawbar to swing 12" to accurately follow the row.

**CONTINUE OVER THE NEXT PAGE**

## iTILL®—INTELLIGENT TILLAGE

### Intelligent Tillage—upgrade your NoTill seeder to iTill®!

**Step 6:** Fine tune the Row Tracking Unit. Setting up the seeder requires the knife point to be approximately 25mm to the right of the previous years row. This can be done by sliding the Row Tracking Unit on its mounting brackets so that the tyne is following the previous years stubble in the correct spot. By having the knife point to the right of the stubble row, blockages are minimised and disturbance of the “moisture zone” is also minimal. The Side Banding Unit will then place the seed in the moisture zone along with the iWetter soil wetter.

**Step 7:** Press Wheel Alignment. Press wheels are beneficial because they ensure good soil/seed contact and also help with forming a V on the soil surface and collecting rain. The press wheels should be aligned to follow where the seed has been placed.

While the above steps sound complicated to follow, in practice once everything is in place the system is fully automatic and the operator only needs to monitor that the tyne is in the correct place. We have found fitting a camera looking at the tyne that is adjacent to the Row Tracing Unit allows the operator to monitor (via an LCD display) what is happening as well as seeing the soil throw and adjusting ground speed accordingly.

Results: Obviously they vary depending on soil type and climatic conditions. We have had excellent results on non wetting sand and gravels. For the “moisture zone” to be noticeable there needs to be a 10 to 20 mm rain-fall event ideally less than a month before seeding if soil wetter has been used in the previous year. When setting up for iTill, one needs to realise that it takes 12 months to see the full benefit of the system. Having said that, we have achieved good results from just seeding into the row even when iWetter was not used the previous year. Because the system needs some stubble to follow, pasture paddocks can cause problems if sheep have flattened the stubble. The John Deere iSteer system can be incorporated into iTill® in these circumstances. Please ring for more information if this is applicable to you.

**iTill® will be commercially available in 2013.  
Provisional Patent Granted.**

### PRECISION WETTER

Ideal for non wetting sands and dry seeding conditions.

**IN FURROW APPLICATION KIT** - Directs a pencil jet of soil wetter solution into the V of the furrow behind the press wheel. Minimal rain is then required to germinate the seed, resulting in a more even germination. Recommended where soil conditions are dry and are non wetting.

Features Include:

- Accurate aim of wetter into the centre of the furrow.
- Built in protection for the liquid delivery hose and nozzle.
- Adjustable to fit different width press wheels.
- Non drip manifold with 80 mesh filter.
- Easy to install.

Options:

- Poly solution tank.
- Pumps.
- Flow meters.

**BANDING NEXT TO THE SEED** – Trials conducted in 2009 tested the effectiveness of Precision Wetter being applied next to the seed in an otherwise dry seed bed. Observations during the trial indicated that the Precision Wetter had an almost capillary effect drawing moisture from the inter row to the seed. With the wetter present, the soil around the seed was moist to wet. Placement is critical as the wetter creates a ‘wet’ zone of approximately 20 to 50mm and needs to be in close proximity to the seed. In the trial the wetter was placed below the seed as if it were liquid fertilizer and worked satisfactorily, however next to the seed would be better.

One of the main problems of minimum till knife points, is the drying out of the furrow after the seeding operation has occurred. By using Precision Wetter in the row, moisture can be drawn back into the area where it is needed, provided minimal moisture was in the soil profile to begin with (i.e. summer spraying done correctly). Results from the trial indicated up to 0.25 t/ha yield increase compared to the control.





## SOIL WETTERS



Carrolup Oats ( Hay ) 6 weeks after seeding, sown @ 120 kg/Ha.

Precision Wetter @ 1 L/Ha in 50 L/Ha of water behind JD Airdrill 4 " press wheel @ 10 " spacing.

Photos illustrate a blocked jet and the resulting poor crop germination.

WETTERS	PRECISION WETTER	WetnGO	iWETTER
20 litre drum	PW20	WG20	IW20
110 litre drum	PW110	WG110	IW110
200 litre drum	PW200	WG200	IW200
1000 litre shuttle	PW1000	WG1000	IW1000



## AGRICULTURAL & HORTICULTURAL TRACE ELEMENTS

### Canola Blend

Organic-enriched fertilizer concentrate has been specifically developed for application to canola crops. It provides balanced levels of nitrogen, phosphorous, potassium and chelated trace elements that are essential for robust growth.

### Cereal Blend

Organic-enriched fertilizer concentrate has been specifically developed for application to cereal crops including wheat, barley, oats, triticale, sorghum, soybean, maize. It provides balanced levels of nitrogen, phosphorous, potassium and chelated trace elements that are essential for robust growth.

### Chelated Trace Elements

Liquid nutrient mixes made to order, eg: Calcium, Copper, Copper + Nitrogen, Magnesium, Manganese, Manganese + Copper, Manganese + Nitrogen, Molybdenum, Zinc, etc.

	CANOLA BLEND CROP STIMULATOR	CERAL BLEND CROP STIMULATOR	MANGANESE CHELATE 6%	MAGNESIUM CHELATE 5%	ZINC SOLUTION 15%	COPPER CHELATE 4%
20L drum	GLECS20	GLECB20	CAC20	MAGC20	ZS20	COC20
110L drum	GLECS110	GLECB110	CAC110	MAGC110	ZS110	COC110
200L drum	GLECS200	GLECB200	CAC200	MAGC200	ZS200	COC200
1000L shuttle	GLECS1000	GLECB1000	CAC1000	MAGC1000	ZS1000	COC1000

**\*\*\*SULPHATES ALSO AVAILABLE ON REQUEST\*\*\***

# AGRIPARTS & REPAIRS



## A-i70



### A-i70

The Ai 70 is our entry level single liquid auto-rate pump and control module. It is designed for precision application of a single liquid. Connected to a Stacker Distribution system, the Ai-70 provides a complete liquid injection system, delivering precision, accuracy and flexibility with straight forward installation and operation.

FUNCTION	SINGLE LIQUID RATE CONTROL
MAX OUTPUT	76 L/MIN
DIMENSIONS	W X D X H 1000MM X 630MM X 521MM
WEIGHT	153KG
PUMP	HYDRAULICALLY DRIVEN BERTOLINI 76 L/MIN LQS ENHANCED PISTON DIAPHRAGM PUMP
HYDRAULICS	30 L/MIN
ELECTRICAL	12 VOLT 1.3 AMP
FEATURES	<ul style="list-style-type: none"> <li>• STAINLESS STEEL CABINET</li> <li>• FACTORY WET TESTED</li> <li>• PRECISION VALVE SET INCORPORATING TEEJET BALL VALVES AND FLOW METRE</li> <li>• DIGITAL PUMP SPEED READOUT</li> <li>• PRESSURE TRANSDUCER AND MODULE MOUNTED PRESSURE GAUGE</li> <li>• SUCTION FILTER</li> <li>• FERTILISER / CLEAN WATER SOURCE SELECTION</li> <li>• PURGE FUNCTION</li> <li>• ALL TANK PLUMBING INCLUDING UMBILICAL LINE TO CONNECT TO STACKER DISTRIBUTION SYSTEM</li> </ul>



## A-i120



### A-i120

The Ai 120 is a single liquid auto-rate pump and control module. It offers identical functionality to the Ai 70 but with a more powerful 126 L/min (33 Ga/min) LQS Enhanced piston diaphragm pump. This provides capacity for applying liquids at higher rates or with increased tank agitation.

FUNCTION	HIGH VOLUME SINGLE LIQUID RATE CONTROL
MAX OUTPUT	126 L/MIN
DIMENSIONS	W X D X H 900MM X 890MM X 760MM
WEIGHT	102KG
PUMP	HYDRAULICALLY DRIVEN BERTOLINI 126 L/MIN LQS ENHANCED PISTON DIAPHRAGM PUMP
HYDRAULICS	30 L/MIN
ELECTRICAL	12 VOLT 1.3 AMP
FEATURES	<ul style="list-style-type: none"> <li>• STAINLESS STEEL CABINET</li> <li>• FACTORY WET TESTED</li> <li>• PRECISION VALVE SET INCORPORATING TEEJET BALL VALVES AND FLOW METRE</li> <li>• DIGITAL PUMP SPEED READOUT</li> <li>• PRESSURE TRANSDUCER AND MODULE MOUNTED PRESSURE GAUGE</li> <li>• SUCTION FILTER</li> <li>• FERTILISER / CLEAN WATER SOURCE SELECTION</li> <li>• PURGE FUNCTION</li> <li>• ALL TANK PLUMBING INCLUDING UMBILICAL LINE TO CONNECT TO STACKER DISTRIBUTION SYSTEM</li> </ul>

# AGRIPARTS & REPAIRS



## SS G-22



### SS G22 (DUAL LIQUID)

The G 22 is Liquid Systems state of the art dual liquid auto-rate system. The G 11 gives the farmer the ability to apply two separate liquids with full independent rate control. Its higher capacity pumps provide the means to deliver higher application rates or provide additional tank agitation. The second pump can be switched off for single liquid application mode.

FUNCTION	HIGH VOLUME DUAL LIQUID RATE CONTROL (INDEPENDENT AUTO RATE CONTROL OF TWO LIQUIDS)
MAX OUTPUT	126 L/MIN
DIMENSIONS	W X D X H 1507MM X 856MM X 690MM
WEIGHT	198KG
PUMP	HYDRAULICALLY DRIVEN BERTOLINI 126 L/MIN LQS ENHANCED PISTON DIAPHRAGM PUMP
HYDRAULICS	30 L/MIN
ELECTRICAL	12 VOLT 2.6 AMP
FEATURES	<ul style="list-style-type: none"> <li>• STAINLESS STEEL CABINET</li> <li>• FACTORY WET TESTED</li> <li>• 2 X PRECISION VALVE SETS INCORPORATING TEEJET BALL VALVES AND FLOW METRE</li> <li>• DIGITAL PUMP SPEED READOUT</li> <li>• PRESSURE TRANSDUCER AND MODULE MOUNTED PRESSURE GAUGE</li> <li>• SUCTION FILTERS</li> <li>• FERTILISER / CLEAN WATER SOURCE SELECTION</li> <li>• PURGE FUNCTION</li> <li>• ALL TANK PLUMBING INCLUDING UMBILICAL LINE TO CONNECT TO STACKER DISTRIBUTION SYSTEM</li> <li>• CAN RUN IN SINGLE LIQUID MODE WHEN REQUIRED</li> </ul>

## SPIKER



### SPK (SPIKER)

The Spiker EVI dosing system has been designed for incorporating high viscosity fluids, such as trace elements, fungicides or soil wetters at very low rates into the main liquid delivery line.

Farmers can avoid costly spraying regimes by delivering these products into the furrow when planting. Spiker EVI removes the need for pre mixing of chemicals in the product tank which can be both wasteful and inflexible and can create issues due to chemical incompatibilities.

Compared to mechanical proportional dosing devices, Spiker EVI allows for the application rate of the dosing chemical to be completely independent of the rate of the main carrier liquid. This provides the farmer with far greater flexibility and control.

Spiker integrates with Liquid Systems L2, Greenstar™, or X20 screen and can be used with mapping based variable rate control for true prescription planting.

FUNCTION	LOW VOLUME SINGLE LIQUID DOSING WORK TOGETHER WITH OTHER LIQUID MODULES Ai-70, Ai-120 & G22
MAX OUTPUT	24 L/MIN
DIMENSIONS	W X D X H 575MM X 620MM X 580MM
WEIGHT	50KG
PUMP	HYDRAULICALLY DRIVEN BERTOLINI 24 L/MIN LQS ENHANCED PISTON DIAPHRAGM PUMP
HYDRAULICS	30 L/MIN
ELECTRICAL	12 VOLT 1.3 AMP
FEATURES	<ul style="list-style-type: none"> <li>• STAINLESS STEEL CABINET</li> <li>• FACTORY WET TESTED</li> <li>• DIGITAL PUMP SPEED READOUT</li> <li>• SUCTION FILTER</li> <li>• FERTILISER / CLEAN WATER SOURCE SELECTION</li> <li>• PURGE FUNCTION</li> <li>• FULL TANK PLUMBING KIT INCLUDED</li> <li>• OUTPUT LINE WITH VENTURI CONNECTION TO MAIN CARRIER LIQUID LINE</li> <li>• INDEPENDENT RATE CONTROL FOR DOSING CARRIER LIQUID WITH TRACE ELEMENTS, FUNGICIDES ETC</li> <li>• MAINTAIN CONTROL AT VERY LOW RATES WITH FLOW METRE ACCURACY DOWN TO 0.5L /MIN</li> <li>• CAN BE HYDRAULICALLY DRIVEN IN SERIES WITH OTHER LIQUID SYSTEM PUMPS AND CONTROL MODULES</li> </ul>



## LIQUID SYSTEMS STACKERS

ORDER NO	DESCRIPTION
<b>LIQUID SYSTEMS SINGLE STACKER MANIFOLD KIT</b>	
ASST1	1 SECTION SINGLE STACKER (MAX 20 OUTLETS)
ASST2	1 SECTION SINGLE STACKER (MAX 40 OUTLETS)
ASST3	1 SECTION SINGLE STACKER (MAX 60 OUTLETS)
ASST4	1 SECTION SINGLE STACKER (MAX 80 OUTLETS)
ASST5	1 SECTION SINGLE STACKER (MAX 100 OUTLETS)



ASST3




ASSD5

ORDER NO	DESCRIPTION
<b>LIQUID SYSTEMS DUAL STACKER MANIFOLD KIT</b>	
ASSD1	1 SECTION DUAL STACKER (MAX 20 OUTLETS)
ASSD2	1 SECTION DUAL STACKER (MAX 40 OUTLETS)
ASSD3	1 SECTION DUAL STACKER (MAX 60 OUTLETS)
ASSD4	1 SECTION DUAL STACKER (MAX 80 OUTLETS)
ASSD5	1 SECTION DUAL STACKER (MAX 100 OUTLETS)



ACST3

ORDER NO	DESCRIPTION
<b>LIQUID SYSTEMS SINGLE SECTION CONTROL MANIFOLD KIT</b>	
ACST3	3 SECTION CONTROL SINGLE STACKER (MAX 60 OUTLETS)
ACST4	4 SECTION CONTROL SINGLE STACKER (MAX 80 OUTLETS)
ACST5	5 SECTION CONTROL SINGLE STACKER (MAX 100 OUTLETS)
ACST6	6 SECTION CONTROL SINGLE STACKER (MAX 120 OUTLETS)



ACSD3

ORDER NO	DESCRIPTION
<b>LIQUID SYSTEMS DUAL SECTION CONTROL MANIFOLD KIT</b>	
ACSD3	3 SECTION CONTROL DUAL STACKER (MAX 60 OUTLETS)
ACSD4	4 SECTION CONTROL DUAL STACKER (MAX 80 OUTLETS)
ACSD5	5 SECTION CONTROL DUAL STACKER (MAX 100 OUTLETS)
ACSD6	6 SECTION CONTROL DUAL STACKER (MAX 120 OUTLETS)

ORDER NO	DESCRIPTION
<b>LIQUID SYSTEMS TERMINAL CONFIGURATIONS</b>	
ATST	STANDARD OUTLET
ATLR	LOW RATE OUTLET
ATHR	HIGH RATE OUTLET



ATST

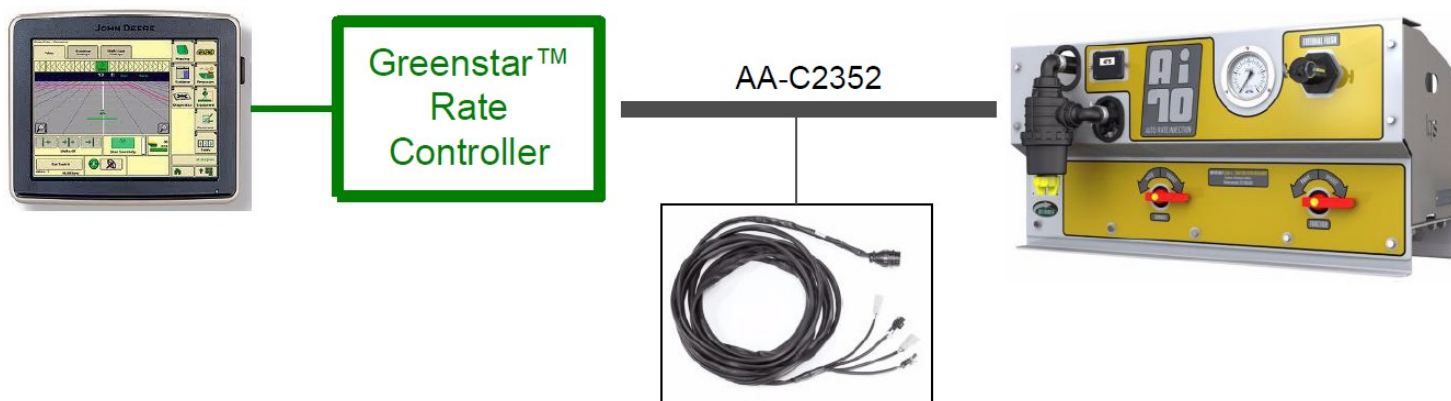


MANIFOLD WITH OUTLETS CONNECTED


# AGRIPARTS & REPAIRS



## LIQUID SYSTEMS HARNESSSES



### Topcon Harnesses for Single Liquid



ORDER NO	DESCRIPTION	SUITS
<b>LIQUID SYSTEMS GREENSTAR HARNESS KITS</b>		
AA-C2352	GREENSTAR RATE CONTROLLER HARNESS TO CONTROL ONE LIQUID CHANNEL	Ai-70, Ai-120, SPIKER G22 (REQUIRES TWO HARNESSES)
AA-C2923	GREENSTAR RATE CONTROLLER HARNESS TO CONTROL ONE LIQUID CHANNEL SUPPORTING UP TO 6 SECTIONS	Ai-70, Ai-120, SPIKER G22 (REQUIRES TWO HARNESSES)
AA-C2923-5M	SECTION CONTROL EXTENSION HARNESS 5 METRES	GREENSTAR CONTROLLER
<b>LIQUID SYSTEMS TOPCON &amp; L2 HARNESS KITS</b>		
LQS-X20KIT	TOPCON HARNESS KIT INCLUDES (1 X AA-C2457 & 1 X AA-H1214) CONNECTS TOPCON ECU TO LQS RATE CONTROL MODULES, ALLOWS FOR UP TO TWO LIQUID CHANNELS	TOPCON X20 CONSOLES
AA-H1213-2M	EXTENSION HARNESS 2 METRES	TOPCON & L2 CONSOLES
AA-H1213-5M	EXTENSION HARNESS 5 METRES	TOPCON & L2 CONSOLES
AA-H1213-10M	EXTENSION HARNESS 10 METRES	TOPCON & L2 CONSOLES
AA-H1213-20M	EXTENSION HARNESS 20 METRES	TOPCON & L2 CONSOLES
<b>LIQUID SYSTEMS CONTROLLER</b>		
L2RCKIT	L2 IS A SIMPLE RATE CONTROLLER BUILT TO IMPLEMENT RATE CONTROL OF 2 SEPERATE LIQUIDS	ALL LQS MODULES



Full Harness Kit included.

L2RCKIT

# AGRIPARTS & REPAIRS



## LIQUID SYSTEMS SPARES

ORDER NO	DESCRIPTION
<b>LIQUID SYSTEMS LINE METERS</b>	
LM055RED	LINE METRE RED 0.55MM
LM070GRN	LINE METRE GREEN 0.70MM
LM085BLU	LINE METRE BLUE 0.85MM
LM120YEL	LINE METRE YELLOW 1.2MM
LM170BLK	LINE METRE BLACK 1.7MM
LM250GRY	LINE METRE GREY 2.5MM
STK-I/L	IN LINE CHECK VALVE
219532NYB	IN LINE CHECK VALVE CAP
CP21953V	IN LINE CHECK VALVE DIAPH VITON



ORDER NO	DESCRIPTION
<b>LIQUID SYSTEM CONNECTORS</b>	
PPM0408W	POLYPROPYLENE 8.0MM EQUAL JOINER
PPM0208W	POLYPROPYLENE 8.0MM EQUAL TEE JOINER
PPM0808W	POLYPROPYLENE 8.0MM PUSH IN PLUG
PM060805E	STEM REDUCER 8.0MM OD TO 5.0MM OD
PM060806E	STEM REDUCER 8.0MM TO 6.0MM OD
RUV3-3	V3 RUBBER UNION 3MM
RUV4-5	V4 RUBBER UNION 5MM
RUV4-6	V4 RUBBER UNION 6MM (BLUE)
TJCONNECTOR	TERMINAL JET CONNECTOR 8MM TO 3MM

ORDER NO	DESCRIPTION
<b>LIQUID SYSTEMS PIPE / TUBING</b>	
015003-01	TUBING POLY 3MM
204390-05	TUBE BLACK/YELLOW 5MM X 2.5MM
204396-06	TUBE BLACK/YELLOW 6MM X 4.2MM
204402-08	TUBE BLACK/YELLOW 8MM OD X 200M
T006.3CASA	STAINLESS STEEL 316 TUBING 6.3 OD X 1.2W
T009.5DASA	STAINLESS STEEL 316 TUBING 9.5 OD X 1.6W



ORDER NO	DESCRIPTION
<b>LIQUID SYSTEM TOOLS</b>	
COM0013SM	LINE METER SEPERATION TOOL
CF70843	LINE METRE PLIERS
TSNIP	TUBE CUTTING TOOL

ORDER NO	DESCRIPTION
<b>LIQUID SYSTEMS CONTROL VALVES</b>	
5710100	TEE JET 801 FLOW METRE
461BEC2FC	460 MANIFOLD SHUT OFF VALVE
5661018460	LQS CUSTOM TEEJET 460 REGULATING VALVE
WPT00	0-10 BAR PRESS TRANSDUCER
TL200	L2 MONITOR PRESSURE TRANSDUCER
MY12-MFOLD	MANIFOLD COMPLETE





# AGRIPARTS & REPAIRS



## LIQUID SYSTEMS RATE TABLE

ORDER NO	DESCRIPTION	SUITS
<b>LIQUID SYSTEMS SPARE PARTS FOR MODULES</b>		
MR50CD	HYDRAULIC MOTOR	Ai-70, Ai-120, G22
689904-20	FLOW CONTROL 20LPM	Ai-70, Ai-120, G22
950040362	DIAPHRAGMS (3) 2073 PUMP	Ai-70
620040362	DIAPHRAGMS (3) 2136 PUMP	Ai-120, G22
639872973	VALVE KIT 2073 PUMP	Ai-70
629805973	VALVE KIT 2136 PUMP	Ai-120, G22
BESHAFT	SHAFT SEAL KIT VITON	Ai-70, Ai-120, G22
MPRV100	100 PSI PRESSURE RELIEF VALVE	Ai-70, Ai-120, G22
FC100	1" FLANGE CLAMP	Ai-70, Ai-120, G22
M100G	1" EPDM GASKET	Ai-70, Ai-120, G22



MR50CD



689904-20



639872973



BESHAFT



MPRV100



FC100



M100G

## LIQUID SYSTEM LINE METER SELECTION


**W=** Width of bar / air tool (metres)  
**R=** Rate (Litre per hectare)  
**S=** Speed (Kilometres per hour)  
**N=** Number of outlets

**RATE**  
(litres per minute per outlet)


$$\frac{W \times R \times S}{600 \times N}$$

**RATE**  
(litres per minute total)

$$\frac{W \times R \times S}{600}$$

 Line Meter Size	WATER (SG 1.0) l/min											
	0.5 bar	1 bar	1.5 bar	2 bar	2.5 bar	3 bar	3.5 bar	4 bar	4.5 bar	5 bar	5.5 bar	6 bar
* Red 0.55	0.125	0.160	0.190	0.225	0.255	0.285	0.302	0.315	0.335	0.355	0.360	0.375
* Green 0.70	0.185	0.255	0.300	0.345	0.385	0.415	0.445	0.465	0.500	0.520	0.560	0.580
* Blue 0.85	0.310	0.434	0.520	0.610	0.630	0.680	0.730	0.780	0.810	0.830	0.855	0.900
1.0	0.335	0.450	0.530	0.630	0.710	0.760	0.800	0.850	0.890	0.930	0.950	1.000
1.1	0.525	0.640	0.880	1.020	1.110	1.140	1.305	1.350	1.245	1.425	1.480	1.620
* Yellow 1.2	0.650	0.890	1.050	1.170	1.240	1.280	1.380	1.480	1.500	1.600	1.660	1.740
1.3	1.040	1.480	1.800	2.020	2.160	2.370	2.490	2.650	2.790	2.820	2.970	3.050
1.5	1.200	1.550	1.900	2.100	2.225	2.410	2.525	2.675	2.800	2.850	3.000	3.100
* Black 1.7	1.600	2.100	2.500	2.625	2.800	3.000	3.175	3.300	3.480	3.600	3.750	3.900
2.0	1.950	2.600	3.100	3.500	3.900	4.100	4.400	4.550	4.850	5.100	5.300	5.600
* Grey 2.5	2.200	3.250	3.900	4.800	5.200	5.600	6.000	6.400	7.050	7.200	7.800	8.100

 Line Meter Size	UAN (SG 1.32); 42.5% N (W/V); 32.0% N (W/W) l/min											
	0.5 bar	1 bar	1.5 bar	2 bar	2.5 bar	3 bar	3.5 bar	4 bar	4.5 bar	5 bar	5.5 bar	6 bar
* Red 0.55	0.115	0.150	0.185	0.210	0.225	0.260	0.270	0.282	0.295	0.305	0.320	0.332
* Green 0.70	0.245	0.160	0.215	0.255	0.300	0.335	0.357	0.380	0.395	0.420	0.445	0.465
* Blue 0.85	0.275	0.370	0.450	0.490	0.520	0.560	0.600	0.630	0.660	0.700	0.720	0.740
1.0	0.285	0.380	0.465	0.536	0.580	0.630	0.680	0.720	0.766	0.770	0.814	0.870
1.1	0.400	0.546	0.670	0.740	0.840	0.904	1.035	1.110	1.155	1.206	1.245	1.329
* Yellow 1.2	0.500	0.670	0.800	0.910	1.000	1.065	1.155	1.215	1.260	1.305	1.335	1.395
1.3	0.950	1.300	1.600	1.800	1.925	2.050	2.175	2.285	2.390	2.500	2.570	2.665
1.5	1.000	1.370	1.650	1.850	2.000	2.100	2.200	2.380	2.500	2.600	2.700	2.765
* Black 1.7	1.290	1.400	2.000	2.200	2.385	2.500	2.630	2.780	2.900	3.000	3.125	3.200
2.0	1.600	2.250	2.685	3.040	3.290	3.650	3.920	4.100	4.300	4.420	4.600	4.800
* Grey 2.5	2.100	2.830	3.400	3.850	4.220	4.600	5.000	5.350	5.600	5.830	6.000	6.420

\* LINE METERS AVAILABLE EX STOCK - OTHER SIZES ON REQUEST

P19

## SPRAY FILTERS / SOLENOIDS

ORDER NO	DESCRIPTION	MESH SIZE	MESH COLOUR	FLOW /MIN	THREAD
<b>HOUSING &amp; SCREENS</b>					
AAB126ML	Housing Only			87	3/4"
AAB126ML-4	Housing Only			132	1"
CP16903-1-SSPP	Screen	16	Grey	-	-
CP16903-3-SSPP	Screen	30	Yellow	-	-
CP16903-4-SSPP	Screen	50	Red	-	-
CP16903-5-SSPP	Screen	80	Blue	-	-
CP16903-6-SSPP	Screen	100	Green	-	-
CP16903-7-SSPP	Screen	200	Orange	-	-
AAB126ML-6-30	Filter Assembly	30	Yellow	291	1 1/2"
AAB126ML-6-50	Filter Assembly	50	Red	291	1 1/2"
AAB126ML-6-80	Filter Assembly	80	Blue	291	1 1/2"
AAB126ML-6-100	Filter Assembly	100	Green	291	1 1/2"
CP15941-1-SSPP	Screen	16	Grey	-	-
CP15941-2-SSPP	Screen	30	Yellow	-	-
CP15941-3-SSPP	Screen	50	Red	-	-
CP15941-4-SSPP	Screen	80	Blue	-	-
CP15941-5-SSPP	Screen	100	Green	-	-
CP15941-6-SSPP	Screen	120	Brown	-	-
<b>SOLENOIDS</b>					
JA-1502003	Solenoid foam markers Max Press 800 kpa	NA	NA	37	
JA-1502031	Solenoid with viton seals Max Press 800 Kpa	NA	NA	37	
JA-1502030	Replacement viton diaphragm	NA	NA		
042-1-ST2-HR	Solenoid Max Press 1000 kpa	NA	NA		1/2 X 1/2 BARBS
042-1-ST2-6R	Solenoid Max Press 1000 kpa	NA	NA		1/2" BARB X 3/4 BSP
042-1-ST-HV	Solenoid Max Press 1000 kpa	NA	NA		1/2" X 1/2" BARBS
042-1-ST2-6	Solenoid Max Press 1000 kpa	NA	NA		1/2" BARB X 3/4" BSP



AAB126ML-6



JA-1502003



042-1-ST-HV





042-1-ST2-6R



CP15941-5-SSPP

## CHEMICAL HOSE / CAMLOCKS

DESCRIPTION	NOMINAL		WORKING PRES-SURE @ 20°C		BURST PRESSURE @ 20°C		WEIGHT	ORDER NO
	ID MM	OD MM	MPA	PSI	MPA	PSI		
<b>SPRAYFLEX 300</b>								
 <p>A premium hose designed for medium pressure weedicide, pesticide and general chemical transfer. Its distinctive blue inner tube is a PVC/Nitrile blend, giving excellent resistance to most hydrocarbon solvents including aromatics, resulting in an extended life in the most demanding applications. The black outer cover is also chemical and ultraviolet light resistant.</p>	8	14.4	2.1	297	8.2	1190	0.15	AGPSP3008
	10	16.4	2.1	297	8.2	1190	0.19	AGPSP3010
	12.5	19.0	2.1	297	8.2	1190	0.22	AGPSP3012
	20	27.5	2.1	297	8.2	1190	0.42	AGPSP3020
	25	35.2	2.1	297	8.2	1190	0.63	AGPSP3025
	32	43	2.1	297	8.2	1190	0.66	AGPSP3032
	38	52.0	2.1	297	8.2	1190	1.35	AGPSP038
<b>SUPER AG SPRAY RED</b>								
 <p>Premium hose designed for high pressure weedicide and pesticide applications.</p>	10	17	4.0	580	16.0	2320	0.18	AGPSAP10
	12.5	20.3	4.0	580	16.0	2320	0.28	AGPSAP12
Petrol and oil resistant qualities and excellent flexibility make it suitable for a wide range of applications. Inner wall: clear, outer wall: red. U.V. resistant.								
SIZE	A	B	C	D	E	F	DC	DP
3/4	YCL*075A	YCL*075B	YCL*075C	YCL*075D	YCL*075E	YCL*075F	YCL*075DC	YCL*075DP
1	YCL*100A	YCL*100B	YCL*100C	YCL*100D	YCL*100E	YCL*100F	YCL*100DC	YCL*100DP
1 1/2	YCL*150A	YCL*150B	YCL*150C	YCL*150D	YCL*150E	YCL*150F	YCL*150DC	YCL*150DP
2	YCL*200A	YCL*200B	YCL*200C	YCL*200D	YCL*200E	YCL*200F	YCL*200DC	YCL*200DP
3	YCL*300A	YCL*300B	YCL*300C	YCL*300D	YCL*300E	YCL*300F	YCL*300DC	YCL*300DP

\*YELLOW NYGLASS (N)

\*STAINLESS STEEL 316 (S)

\*ALUMINIUM (A)



PART E



PART A



PART B



PART F



PART D



PART C



## PUMPING EQUIPMENT

ENGINE	HP	SINGLE IMPELLER O/N	TWIN IMPELLER O/N	INLET BSP	OUTLET BSP
<b>DAVEY PUMP FIREFIGHTER</b>					
BARE SHAFT	N/A	5150P	5250P	1 1/2"	2 X 1 1/2" , 2 X 1"
WET END REPLACEMENT SUIT ALL 51 & 52 CODED PUMPS	N/A	5158C	5258C	1 1/2"	2 X 1 1/2" , 2 X 1"
HONDA GX160	5.5	5155H	5255H	1 1/2"	2 X 1 1/2" , 2 X 1"
BRIGGS & STRATTON	6.0	5160B	5260B	1 1/2"	2 X 1 1/2" , 2 X 1"
HONDA GX200	6.5	5165H	5265H	1 1/2"	2 X 1 1/2" , 2 X 1"
HONDA GX200 ELECTRIC START	6.5	5165HE	5265HE	1 1/2"	2 X 1 1/2" , 2 X 1"
YANMAR DIESEL C/W FRAME	7.0	5170Y	5270Y	1 1/2"	2 X 1 1/2" , 2 X 1"
YANMAR DIESEL ELECTRIC START C/W FRAME	7.0	5170YE	5270YE	1 1/2"	2 X 1 1/2" , 2 X 1"



5150P



5155H



5265H



5290HE



5210YE

ENGINE	HP	SINGLE IMPELLER O/N	TWIN IMPELLER O/N	INLET BSP	OUTLET BSP
<b>DAVEY PUMP FIREFIGHTER PRO</b>					
B & S VANGUARD ELECTRIC START	9.0	N/A	5290BE	2"	1 X 2" , 2 X 1"
HONDA GX270 ELECTRIC START	9.0	5190HE	5290HE	2"	1 X 2" , 2 X 1"
B&S VANGUARD ELECTRIC START	13.0	N/A	5213BE	2"	1 X 2" , 2 X 1"
HONDA GX390 ELECTRIC START	13.0	5113HE	5213HE	2"	1 X 2" , 2 X 1"
YANMAR DIESEL ELECTRIC START C/W FRAME	10.0	5110YE	5210YE	2"	1 X 2" , 2 X 1"
YANMAR DIESEL ELECTRIC START C/W FRAME	10.0	N/A	5210YE/HP	2"	1 X 2" , 2 X 1"

## NEW DAVEY PRODUCT

### FOAM FAST

Simple to use foam dispersal systems for solid stick Class A foam. Ideal for home owners, farmers or personnel with limited training. Foam-fast is biodegradable, makes water 5 times wetter and can be stored for five years!

ORDER NO	DESCRIPTION	FLOW (LPM)	INLET
<b>FOAM-FAST</b>			
4010R-3LB	Foam-fast kit to suit Standard Garden Hose	12	3/4" BSP
4010R-30B	Foam-fast kit to suit 1" fire Hose	120	1" BSP
4012R-12T	Foam-fast 12" Replacement Cartridges	N/A	N/A



Foam-fast in Operation 1" nozzle

## PUMPING EQUIPMENT

ORDER NO	ENGINE	DESCRIPTION	SEALS	INLET BSP	OUTLET BSP
<b>FLEX-N POLY PACER PUMPS</b>					
AGP50H-PV	6.5HP HONDA	POLY PACER WITH 706 IMPELLER	VITON	2"	2"
AGP50H-PVF	6.5HP HONDA	POLY PACER WITH 706 IMPELLER C/W FRAME	VITON	2"	2"
AG50-PV	N/A	POLY PACER WITH 706 IMPELLER WET END SUIT MOTOR SHAFT 3/4"	VITON	2"	2"
AG50-PMV	N/A	POLY PACER WITH 706 IMPELLER BARE SHAFT 3/4"	VITON	2"	2"
AGP80H-PV	6.5HP HONDA	POLY PACER WITH 706 IMPELLER	VITON	3"	3"
AGP80H-PVF	6.5HP HONDA	POLY PACER WITH 706 IMPELLER C/W FRAME	VITON	3"	3"
AG80-PV	N/A	POLY PACER WITH 706 IMPELLER WET END SUIT MOTOR SHAFT 3/4"	VITON	3"	3"
AG80-PMV	N/A	POLY PACER WITH 706 IMPELLER BARE SHAFT 3/4"	VITON	3"	3"
AGKIT32	N/A	SEAL KIT TO SUIT 2 & 3" POLY PACER PUMPS	VITON	N/A	N/A
<b>FLEX-N POLY PACER HYDRAULIC DRIVEN PUMP</b>					
FWH50-PV		Pacer Hyd. Driven pump 36 litres @ 1550 psi	VITON	2"	2"
FWH80-PV		Pacer Hyd. Driven pump 36 litres @ 1550 psi	VITON	3"	3"
<b>DAVEY BOOMS PRAY PUMPS</b>					
5150PV3	N/A	DAVEY SINGLE IMPELLER BARE SHAFT	VITON	2"	1 X 2", 2 X 1"
5165HV3	6.5 HP HONDA	DAVEY SINGLE IMPELLER PUMP	VITON	2"	1 X 2", 2 X 1"
5250PV3	N/A	DAVEY TWIN IMPELLER BARE SHAFT	VITON	2"	1 X 2", 2 X 1"
5265HV3	6.5 HP HONDA	DAVEY TWIN IMPELLER PUMP	VITON	2"	1 X 2", 2 X 1"
<b>ALUMINIUM TRANSFER PUMPS</b>					
AGP50H	5.5HP HONDA	ALUMINIUM TRANSFER PUMP	EDPM	2"	2"
AGP50H-F	5.5HP HONDA	ALUMINIUM TRANSFER PUMP C/W FRAME	EDPM	2"	2"
AGP80H	5.5HP HONDA	ALUMINIUM TRANSFER PUMP	EDPM	3"	3"
AGP80H-F	5.5HP HONDA	ALUMINIUM TRANSFER PUMP C/W FRAME	EDPM	3"	3"



AGP80H-PV



5150PV3



5265HV3



AGP80H-F



### DAVEY ISO SPEC PUMPS

USED IN A RANGE OF APPLICATIONS;

- RURAL IRRIGATION
- PRESSURE BOOSTING
- FIRE SERVICES
- COMMERCIAL POOLS



POLY PACER 2 INCH PUMPS



5170Y MOUNTED ON ARMY DUCK

# AGRIPARTS & REPAIRS



## PUMPING UNITS



JFT1000W



JFC800



JFF1000



JFC500

ORDER NO	TANK SIZE (L)	HONDA MODEL	DAVEY PUMP	DESCRIPTION	LENGTH	WIDTH	HEIGHT	WEIGHT
<b>STANDARD SKID MOUNTED FIRE FIGHTING UNITS</b>								
JFF500	500	GX160	SINGLE	SKID MOUNT, GALVANISED, SUPPLIED WITH 36 METRES OF 19MM FIRE HOSE ON A REEL WITH NOZZLE, 3 WAY BALL VALVE, 7 METRES OF 38MM GREY SUCTION HOSE	1420MM	1200MM	950MM	150kg
JFF600	600	GX160	SINGLE		1800MM	1300MM	765MM	
JFF800	800	GX160	SINGLE		1800MM	1300MM	950MM	170kg
JFF1000	1000	GX160	SINGLE		1850MM	1450MM	1100MM	180kg
<b>OPTION: UNITS CAN BE SUPPLIED WITH 25MM HOSE ON REQUEST</b>								
<b>COMPACT SKID MOUNTED FIRE FIGHTING UNITS</b>								
JFC500	500	GX160	SINGLE	COMPACT FIRE FIGHTING UNIT WILL FIT TOYOTA DUAL CAB WELD BODY, C/W 36 METRES OF 19MM PVC FIRE HOSE ON HIGH MOUNTED REEL WITH NOZZLE,	870MM	1720MM	960MM	
JFC800	800	GX160	SINGLE	COMPACT FIRE FIGHTING UNIT WILL FIT ACROSS TRAY OF UTE, C/W 36 METRES OF 19MM PVC FIRE HOSE ON REEL WITH NOZZLE,	870MM	1740MM	960MM	175kg
JFC800W	800	GX160	SINGLE	COMPACT FIRE UNIT SAME AS THE ABOVE WITH A 3 WAY SUCTION INCLUDED	870MM	1740MM	960MM	
<b>TRAILER MOUNTED FIRE FIGHTING UNITS</b>								
JFT1000W	1000L	GX200	TWIN	SINGLE AXLE FULLY GALVANISED TRAILER COMPLETE, TANK, PUMP, HOSE REEL, SUCTION HOSE AND BRAKES	3500mm	2000mm	1500mm	470kg
<b>OPTION: ALTERNATE MOTORS AVAILABLE ON REQUEST INCLUDING 9 / 13 HP PETROL AND DIESEL MOTORS FOR MINE SPECIFICATIONS</b>								



# AGRIPARTS & REPAIRS



## PUMPING SPARES

ORDER NO	DESCRIPTION
AGFS1000	STANDARD SKID TO SUIT 800 /1000 TANK
AGFS500	STANDARD SKID TO SUIT 500L TANK
AGFS800C	SKID TO SUIT COMPACT 800L
SP1000	REPLACEMENT 1000L TANK
SP800	REPLACEMENT 800L TANK
SP500	REPLACEMENT 500L TANK
FC800	REPLACEMENT 800L COMPACT TANK
AGHR025	METAL STANDARD HOSE REEL
AGHRC019	HOSE REEL SUIT COMPACT UNITS
YBVML3150	3 WAY BRASS BALL VALVE L PORT
YBVMT3150	3 WAY STAINLESS BALL VALVE T PORT
YBVMF100	METAL BALL VALVE 1"
YBVMF150	METAL BALL VALVE 1 1/2"
YBVMF200	METAL BALL VALVE 2"
YLE075	BRASS 3/4" LUMP END
1061	PLASTIC 3/4" LUMP END
YHNP075	PLASTIC RED 3/4" FIRE HOSE NOZZLE
YHNP100	PLASTIC RED 1" FIRE HOSE NOZZLE
YHNB075	BRASS 3/4" FIRE NOZZLE
YHNB100	BRASS 1" FIRE NOZZLE
YHRMN075	3/4" RUBBER MOULDED NOZZLE BRASS
YHRMN100	1" RUBBER MOULDED NOZZLE BRASS
YHNBV075	3/4" BALL VALVE HOSE NOZZLE BRASS
YHNBV100	1" BALL VALVE HOSE NOZZLE BRASS
YHNAS100	BLUE ANKA NOZZLE 3/4"
YHNAS150	BLUE ANKA NOZZLE 1"
YHNPJ100	RED POWERJET NOZZLE 1"
YHNPJ150	RED POWERJET NOZZLE 1 1/2"



AGHR025



SP1000



YHNMH075



YBVML3150



YBVMF100



YHNP075



YBVMF150



YHNPJ100



YHNBV075



1061



YHNB100



YLE075



STKR818

STKR50 FITTED WITH STKR820BC

ORDER NO	DESCRIPTION	SPECIFICATIONS
<b>STRIKER FIRE MONITORS</b>		
STKR38	STRIKER 38MM FIRE MONITOR	316 STAINLESS , SEALS NITRILE SYNTHETIC RUBBER
STKR50	STRIKER 50MM FIRE MONITOR	316 STAINLESS , SEALS NITRILE SYNTHETIC RUBBER
<b>MASTER STREAM NOZZLES</b>		
STKR818	ALLOY NOZZLE	170 L/MIN @ 100 PSI
STKR819	ALLOY NOZZLE	475 L/MIN @ 100 PSI
STKR820	ALLOY NOZZLE	1325 L/MIN @ 100 PSI
STKR820BC	BRONZE NOZZLE	1325 L/MIN @ 100 PSI

# AGRIPARTS & REPAIRS



## CHEMICAL TRANSFER SOLUTIONS



ORDER NO	DESCRIPTION
<b>SOTERA</b>	
<b>DRUM VALVES</b>	
743-007	2" BSP EDPM 3-Pin for Herbicides
743-008	2" BSP Viton 3-Pin for Herbicides
<b>DRUM COUPLERS</b>	
744-094	Micromatic FCC Coupler 3 Pin (Herbicide)
744-085	Micromatic FCC Coupler 4 Pin (Insecticide)
729-826	Micromatic Coupler Service Kit Suit above FCC Couplers
<b>DRUM RINSER</b>	
2DV3-001	Micromatic Rinser 3 Pin (Herbicides)
2DV4-001	Micromatic Rinser 4 Pin (Insecticides)
<b>FLOW METERS</b>	
R1825	Sotera Electronic Flowmeter Series 825
R1850	Sotera Electronic Flowmeter Series 850 with Air Elimination
R1850MKC*	Sotera Suction Meter Kit 850 flowmeter
R1825MKC*	Sotera Suction Meter Kit 825 flowmeter
*	Kits include: Quick one step Calibration, 20 Calibration memories Micromatic coupler and rinsing socket Two metres of reinforced PVC suction hose Poly female camlock, Ball valve and fittings
<b>SOTERA CHEMICAL PUMPS</b>	
<p>The Chemtraveller package incorporates:</p> <ul style="list-style-type: none"> <li>· Corrosion resistant polypropylene pump with 'Paraquat' friendly wetted parts</li> <li>· Santoprene diaphragms</li> <li>· The highest flow-rate in its class, with a maximum rate of 50 l/min, up to 28 l/min of Glyphosate or 35 l/min of Trifluralin (temperature &amp; concentration dependent)</li> <li>· The ability to handle high viscosities (over 1000 cps) and particles up to 2.5mm</li> <li>· Incorporates a proven 1/4 HP, 12V DC motor requiring just 16 amps under normal operating conditions, with Thermal Overload protection</li> <li>· Micromatic Stainless Steel FCC Coupler and Rinsing Socket (depending on model)</li> <li>· 2.85 Metre reinforced suction hose and 4 Metre discharge hose</li> <li>· 6 Metre battery cable and clamps</li> <li>· Poly ball valve and anti-drip nozzle</li> </ul>	
R1435MA	The complete package as above with Air Sensing flowmeter (#850) and Micromatic fittings
R1435M-825	As above but with no flowmeter
R1435M	The complete package with standard electronic flowmeter (#825) and Micromatic fittings
R1435-825	The complete package as above but no meter or Micromatic fittings
R1435A	The complete package as above with Air Sensing flowmeter (#850) but no Micromatic
R1415-X670	Pump & 12 Volt Motor only c/w cable gland
R1400KTF6863	Service kit to suit 400 Series Sotera Pumps



744-094



729-826



2DV3-001



743-007



R1825



R1850MKC



R1850



R1435M



## HYDRAULIC TRANSFER PUMPS

ORDER NO	DESCRIPTION	MAX CAP	MAX PRESS	PORTS IN	PORTS OUT
<b>SERIES 9000 HYPRO SELF PRIMING CAST IRON (C) &amp; STAINLESS STEEL (S)</b>					
9303C-HM2C SP	Hyd. Driven Pump (Oil Flow 15-22 LPM)	370 LPM	4.8 bar	1 1/2'	1 1/4'
9303S-HM2C SP	Hyd. Driven Pump (Oil Flow 15-22 LPM)	370 LPM	4.8 bar	1 1/2'	1 1/4'
9303C-HM4C SP	Hyd. Driven Pump (Oil Flow 19-26 LPM)	363 LPM	5.5 bar	1 1/2'	1 1/4'
9303S-HM4C SP	Hyd. Driven Pump (Oil Flow 19-26 LPM)	363 LPM	5.5 bar	1 1/2'	1 1/4'
9303C-HM1C SP	Hyd. Driven Pump (Oil Flow 14-49 LPM)	460LPM	7.6 bar	1 1/2'	1 1/4'
9303C-HM5C SP	Hyd. Driven Pump (Oil Flow 49-60 LPM)	460LPM	7.6 bar	1 1/2'	1 1/4'
9305C-HM3C SP	Hyd. Driven Pump (Oil Flow 57-76 LPM)	650LPM	9.6 bar	2'	2'
<b>SERIES 9000 HYPRO CAST IRON HYDRAULICALLY DRIVEN</b>					
9303C-HM2C	Hyd. Driven Pump (Oil Flow 15-22 LPM)	356 LPM	5.5 bar	1 1/2'	1 1/4'
9303C-HM4C	Hyd. Driven Pump (Oil Flow 19-26 LPM)	416 LPM	6.2 bar	1 1/2'	1 1/4'
9303C-HM1C	Hyd. Driven Pump (Oil Flow 41-49 LPM)	424 LPM	8.2 bar	1 1/2'	1 1/4'
9303C-HM5C	Hyd. Driven Pump (Oil Flow 49-60 LPM)	549 LPM	9.6 bar	1 1/2'	1 1/4'
9303C-HM3C	Hyd. Driven Pump (Oil Flow 57-76 LPM)	473 LPM	5.5 bar	1 1/2'	1 1/4'
9304C-HM1C	Hyd. Driven Pump (Oil Flow 41-49 LPM)	740 LPM	7.6 bar	2'	1 1/2'
9304C-HM5C	Hyd. Driven Pump (Oil Flow 49-60 LPM)	760 LPM	6.2 bar	2'	1 1/2'
9305C-HM3C	Hyd. Driven Pump (Oil Flow 57-76 LPM)	685 LPM	12.4 bar	2'	1 1/2'
9306C-HM1C	Hyd. Driven Pump (Oil Flow 41-49 LPM)	784 LPM	8.2 bar	2'	1 1/2'
9306C-HM5C	Hyd. Driven Pump (Oil Flow 49-60 LPM)	803 LPM	9 bar	2'	1 1/2'
9306C-HM3C	Hyd. Driven Pump (Oil Flow 57-76 LPM)	810 LPM	9 bar	2'	1 1/2'
9307C-GM10	Hyd. Driven Pump (Oil Flow 60-83 LPM)	1390 LPM	9 bar	3'	2'
<b>SERIES 9000 HYPRO STAINLESS STEEL HYDRAULICALLY DRIVEN</b>					
9303S-HM2C	Hyd. Driven Pump (Oil Flow 15-22 LPM)	365 LPM	5.5 bar	1 1/2'	1 1/4'
9303S-HM4C	Hyd. Driven Pump (Oil Flow 19-26 LPM)	416 LPM	6.2 bar	1 1/2'	1 1/4'
9303S-HM1C	Hyd. Driven Pump (Oil Flow 41-49 LPM)	424 LPM	8.3 bar	1 1/2'	1 1/4'
9303S-HM5C	Hyd. Driven Pump (Oil Flow 49-60 LPM)	549 LPM	9 bar	1 1/2'	1 1/4'
9306S-HM1C	Hyd. Driven Pump (Oil Flow 41-49 LPM)	784 LPM	8.2 bar	2'	1 1/2'
9306S-HM5C	Hyd. Driven Pump (Oil Flow 49-60 LPM)	803 LPM	9 bar	2'	1 1/2'
9306S-HM3C	Hyd. Driven Pump (Oil Flow 57-76 LPM)	810 LPM	9 bar	2'	1 1/2'



Series 9303S



Series 9305C



Series 9306C



Series 9307C

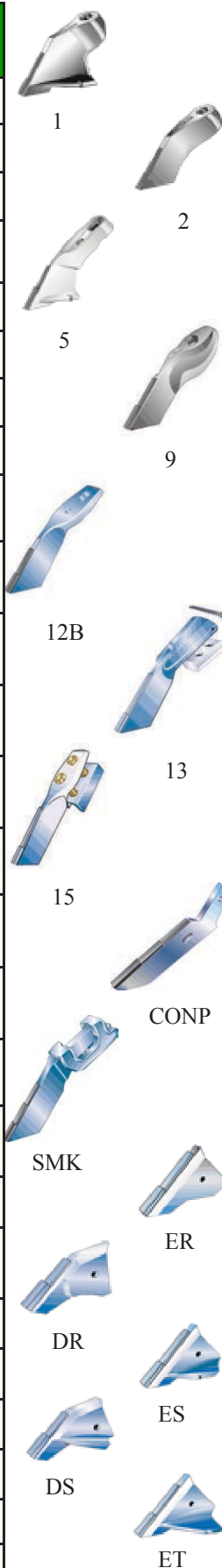


Series 9306S



## SEEDING POINTS MAXIPOINT

ORDER NO	DESCRIPTION	TUNGSTEN WIDTH	TUNGSTEN LENGTH	BOLT SIZE	SUITS
<b>KNIFE POINTS</b>					
1	MAXI SEEDER	8MM	75MM	7/16	SINGLE BOLT CULTIVATORS
2	MAXI KNIFE	7MM	75MM	7/16	SINGLE BOLT CULTIVATORS
4	MAXIPLUS HEAVY DUTY VERSION OF THE MAXI SEEDER	10MM	95MM	7/16	SINGLE BOLT CULTIVATORS
5A	FLEXIPLUS	12MM	95MM	7/16	DOUBLE BOLT CULTIVATORS
5B	FLEXIPLUS	12MM	95MM	1/2	DOUBLE BOLT CULTIVATORS
7	1 BOLT RIPPER HEAVY DUTY	12MM	90MM	7/16	SINGLE BOLT CULTIVATORS
9	SCARI RIPPER	12MM	100MM	1/2	SINGLE BOLT SCARIFIER
9A	SCARI RIPPER HEAVY DUTY	12MM	140MM	1/2	SINGLE BOLT SCARIFIER
12A	DYNA BLADE CURVED	13MM	127MM	7/16, 1/2	DOUBLE BOLT CULTIVATOR WITH CURVED TYNE
12B	DYNA BLADE FLAT	13MM	127MM	7/16, 1/2	DOUBLE BOLT CULTIVATOR WITH STRAIGHT TYNE
13S	EZI BLADE STANDARD ANGLE	13MM	127MM	NA	SLIM WEDGE KNOCK-ON SUIT ALL DOUBLE BOLT MACHINES
13V	EZI BLADE STEEPER DEEPER ANGLE	13MM	127MM	NA	SLIM WEDGE KNOCK-ON SUIT ALL DOUBLE BOLT MACHINES
15A	DB RIPPER 2 BOLT 7 INCH	13MM	127MM	1/2	DBS BARS
15B	DB RIPPER 2 BOLT 8 INCH	13MM	127MM	1/2	DBS BARS
CONP	CONSERVA POINT	13MM	85MM	NA	SUIT CONSERVA PAK, JOHN DEERE MACHINES
SMK13	SLOT MATE STANDARD	13MM	127MM	NA	DOUBLE BOLT MACHINES
<b>****SPECIAL FOR THE 2012 SEASON: FOR ALL BAR CONVERSIONS TO SMK13, ADAPTORS ARE SUPPLIED FREE **** PLEASE SPECIFY BOLT SIZE 7/16 OR 1/2 INCH</b>					
SMK15	SLOT MATE HEAVY DUTY	15MM	127MM	NA	DOUBLE BOLT MACHINES
<b>****SPECIAL FOR THE 2012 SEASON: FOR ALL BAR CONVERSIONS TO SMK15, ADAPTORS ARE SUPPLIED FREE **** PLEASE SPEIFY BOLT SIZE 7/16 OR 1/2 INCH</b>					
<b>EZIFIT SYSTEM</b>					
ER	EZI RIPPER	13MM	90MM	NA	SUIT EZI FIT ADAPTOR
DR	DEEP RIPPER	13MM	90MM	NA	SUIT EZI FIT ADAPTOR
ES	EZI RIPPER	13MM	90MM	NA	SUIT EZI FIT ADAPTOR
DS	DEEP SEEDER	13MM	90MM	NA	SUIT EZI FIT ADAPTOR
ET	EZI TILLER	13MM	90MM	NA	SUIT EZI FIT ADAPTOR



## SEEDING POINTS AGPOINT / MCCOY

ORDER NO	DESCRIPTION	TUNGSTEN WIDTH	TUNGSTEN LENGTH	BOLT SIZE	SUIT
<b>AGPOINT</b>					
32HDP-1AT	Heavy Duty Bolt on Knife Points	16MM	140MM	7/16	Bolt on Fit IHC V/ Shank, Leon, Flexi-coil, Gason, Hesston, Morris, Bourgault, Eze-On, H Bagshaw Scaribar
32HDP-1TG	Heavy Duty Bolt on Knife Points	16MM	105MM	7/16	
32HDP-2AT	Heavy Duty Bolt on Knife Points	16MM	140MM	1/2	
32HDP-2TG	Heavy Duty Bolt on Knife Blade	16MM	105MM	1/2	
M8THDP4-AT	Knock on Knife point 47 degrees AG Tuff	18MM	140MM	NA	Slim Wedge Fits North American Cultivators Flexicoil, IHC-Vibrashank, Bourgault, Horwood Bag- shaw Scaribar, Gason 6100, Morris
M8THDP4-TG	Knock on Knife point 47 degrees AG Tuff /Tile	18MM	70MM	NA	
M8THDP6-AT	Knock on Knife point 47 degrees AG Tuff	18MM	165MM	NA	
M8THDP6-TG	Knock on Knife point 47 degrees AG Tuff / Tile	18MM	105MM	NA	
M8THDPS4-AT	Knock on Knife point 70 degrees	18MM	140MM	NA	Slim Wedge Fits North American Cultivators Flexicoil, IHC-Vibrashank, Bourgault, Horwood Bag- shaw Scaribar, Gason 6100, Morris
M8THDPS4-TG	Knock on Knife point 70 degrees	18MM	70MM	NA	
M8TWS4-AT	Winged Knife Blade AG Tuff	18MM	140MM	NA	Slim Wedge Fits North American Cultivators Flexicoil, IHC-Vibrashank, Bourgault, Horwood Bag- shaw Scaribar, Gason 6100, Morris
M8TWS4-TG	Winged Knife Blade Tungsten Tile	18MM	70MM	NA	
M8TWS6-AT	Winged Knife Blade AG Tuff	18MM	165MM	NA	
M8TWS6-TG	Winged Knife Blade Tungsten Tile	18MM	105MM	NA	
<b>MCCOY</b>					
CP02125	Bolt On Cast Knife Points 12mm				Bolt On Fit various 2 bolt machines
CP02165	Bolt On Cast Knife Points 16mm				
SW323KB164	Straight Knife Blade 100mm Tungsten Tiled				Slim Wedge Knock on Fit all North American Cultivators, Flexicoil, Gason Morris
SW323KB166	Straight Knife Blade 150mm Tungsten Tiled	16MM	110MM	NA	
SW323KB168	Straight Knife Blade 195mm Tungsten Tiled				
SW323SS164	Winged Knife Blade 100mm Tungsten Tiled				Slim Wedge Knock on Fit all North American Cultivators, Flexicoil, Gason Morris
SW323SS166	Winged Knife Blade 150mm Tungsten Tiled				



32HDP-1TG



M8THDP4-TG



M8THDPS4-TG



M8TWS4-TG



CP02125



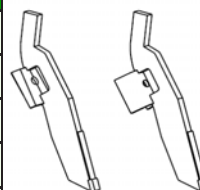
SW323KB166



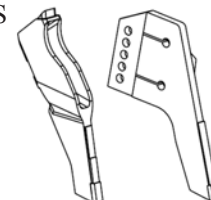
SW323SS166

## AGMASTER POINTS NOW AVAILABLE FROM AGRIPARTS

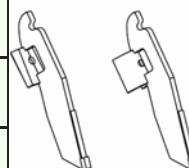
ORDER NO	DESCRIPTION	SUITS
<b>AGMASTER NT03 SERIES</b>		
PT1310	12MM POINT, 25X5 FLAT BAR STRAP TO SECURE	ALFARM 530 / 630
PT1320	12MM POINT, 25X5 FLAT BAR STRAP TO SECURE	CHAMBERLAIN 270/746/753/853
PT1330	12MM POINT, 25X5 FLAT BAR STRAP TO SECURE	GASON ROUND SHOE
PT1340	12MM POINT, 25X5 FLAT BAR STRAP TO SECURE	SHEARER 580 / 620
PT1370	12MM POINT, 25X5 FLAT BAR STRAP TO SECURE	RYAN 90
PT1450	12MM POINT, 25X5 FLAT BAR STRAP TO SECURE	CONNOR SHEA SCARI
PT1460	12MM POINT, 25X5 FLAT BAR STRAP TO SECURE	JOHN DEERE / INTERNATIONAL SCARI
PT1470	12MM POINT, 25X5 FLAT BAR STRAP TO SECURE	SHEARER SCARI
<b>AGMASTER NT05 SERIES</b>		
PT1550	16MM POINT, DOUBLE BOLT HOLE	SHEARER TRASHWORKER 9/16 HOLES 3" APART
PT1560	16MM POINT, DOUBLE BOLT HOLE	CONCORD SIDE MOUNT USES 1/2 X 2 1/4 BOLTS
PT1580	16MM POINT, DOUBLE BOLT HOLE	ALL TYNES WITH 1/2 HOLES
PT1590	16MM POINT, DOUBLE BOLT HOLE	ALL TYNES WITH 7/16 HOLES
<b>AGMASTER NT08 SERIES</b>		
PT1810	12MM POINT, M12 U-BOLT TOP OF POINT	ALFARM 530/ 630
PT1820	12MM POINT, M12 U-BOLT TOP OF POINT	CHAMBERLAIN 270/753/846/853
PT1830	12MM POINT, M12 U-BOLT TOP OF POINT	GASON ROUND SHOE
PT1840	12MM POINT, M12 U-BOLT TOP OF POINT	SHEARER 580/620
PT1850	12MM POINT, M12 U-BOLT TOP OF POINT	CONNOR SHEA SCARI
PT1860	12MM POINT, M12 U-BOLT TOP OF POINT	JOHN DEERE / INTERNATIONAL SCARI
PT1865	12MM POINT, M12 U-BOLT TOP OF POINT	JOHN DEERE / INTER SCARI 16MM
PT1870	12MM POINT, M12 U-BOLT TOP OF POINT	SHEARER SCARI
PT1890	12MM POINT, M12 U-BOLT TOP OF POINT	HBSTM 16MM
<b>AGMASTER NT09 SERIES</b>		
PT1920	12MM POINT	ALL MACHINES WITH NT11 HOLDERS
PT1926	12MM POINT, 16MM TOP	ALL MACHINES WITH NT11 HOLDERS
PT1928	12MM POINT, 16MM TOP, 25MM LONGER	ALL MACHINES WITH NT11 HOLDERS
PT1960	16MM POINT	ALL MACHINES WITH NT11 HOLDERS
PT1962	16MM POINT, 20MM SHORTER	ALL MACHINES WITH NT11 HOLDERS
PT1963	16MM POINT, 25MM LONGER	ALL MACHINES WITH NT11 HOLDERS
PT1964	16MM POINT 40MM LONGER	ALL MACHINES WITH NT11 HOLDERS
<b>AGMASTER NT11 SERIES</b>		
PT1120	12MM POINT (SUITABLE FOR TYNES <400LBS)	ALL MACHINES WITH NT11 HOLDERS
PT1130	16MM WINGED POINT	ALL MACHINES WITH NT11 HOLDERS
PT1160	16MM POINT	ALL MACHINES WITH NT11 HOLDERS
<b>AGMASTER LIQUID POINT OPTIONS</b>		
PT1950	12MM LIQUID FERTILISER POINT	ALL MACHINES WITH NT11 HOLDERS
PT1190	16MM LIQUID FERTILISER POINT	ALL MACHINES WITH NT11 HOLDERS
PT1999	WELD ON LIQUID FERTILISER BLOCK	ALL MACHINES WITH NT11 HOLDERS



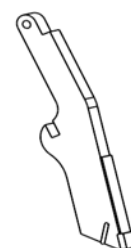
NT03 SERIES



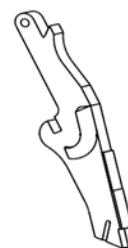
NT05 SERIES



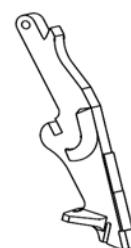
NT08 SERIES



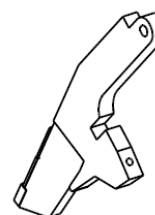
NT09 SERIES



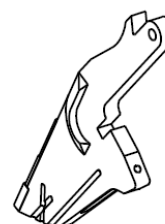
NT11 SERIES



NT11 WINGED



NT11 LIQUID  
FERT POINT



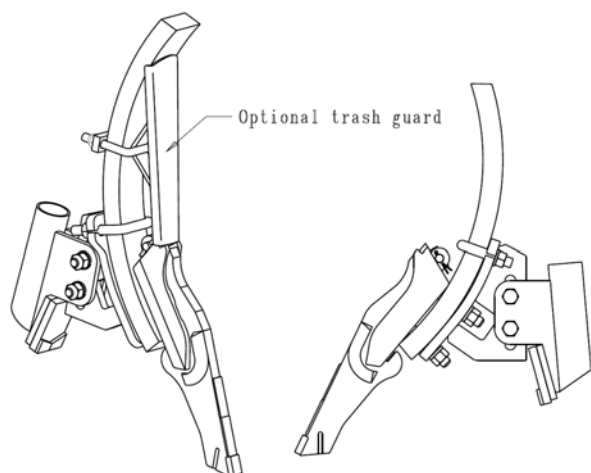
NT16 LIQUID  
FERT POINT



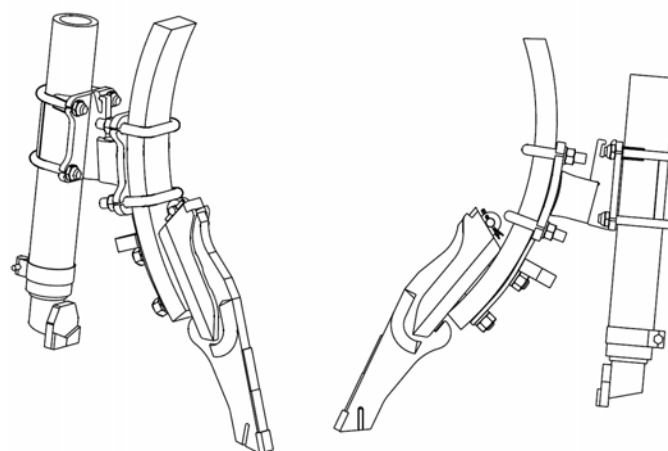
WELD ON  
LIQUID BLOCK



## AGMASTER COMPLETE POINT & BOOT KITS



SINGLE SHOOT BOOT KITS



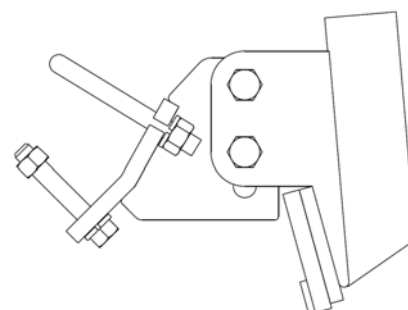
DOUBLE SHOOT FLEXI BOOT KITS

ORDER NO	DESCRIPTION	SUITS
<b>AGMASTER NT11 FULL POINT &amp; SINGLE BOOT KITS</b>		
PHB160135	NT11 16MM POINT,50MM BOOT, 1/2 X 1 3/4 BOLT CENTRES	MORRIS 400LBS, BOURGAULT, EZY-ON, HORWARD BAGSHAW, FLEXI-COIL 350LBS FLAT ON TYNE REAMED OUT TO 1/2 HOLE
PHB160235	NT11 16MM POINT,50MM BOOT, 7/16 X 1 3/4 BOLT CENTRES	REGULAR FLAT ON TYNES WITH 7/16 X 1 3/4 BOLT CENTRES, FLEXICOIL 350 LBS
PHB160335	NT11 16MM POINT,50MM BOOT, 1/2 X 2 1/4 BOLT CENTRES	REGULAR FLAT ON TYNES WITH 7/16 X 2 1/4 BOLT CENTRES, FLEXICOIL 550LBS, JD1810, FRIGSTAD, LEON, MORRIS 650 LBS
PHB160435	NT11 16MM POINT,50MM BOOT	AFM EDGE ON TYNE
PHB160635	NT11 16MM POINT,50MM BOOT	FLEXICOIL EDGE ON TYNE
PHB160835	NT11 16MM POINT,50MM BOOT	GASON SCARITILL EDGE ON TYNE
PHB160935	NT11 16MM POINT,50MM BOOT	HORWARD BAGSHAW SCARIBAR EDGE ON TYNE
PHB161135	NT11 16MM POINT,50MM BOOT	SIMPLICITY, GASON HYDRATILL
<b>FOR TYNES WITH A BREAKOUT LESS THAN 400LBS USE THE BELOW NT11 KIT WITH A 12MM POINT AND 40MM SINGLE BOOT SYSTEM</b>		
PHB120134	NT11 12MM POINT, 40MM SINGLE SYSTEM BOOT	MORRIS 400LBS, BOURGAULT, EZY-ON, HORWOOD BAGSHAW FLAT ON, USE THIS KIT FOR FLEXICOIL 265/350 THAT HAS BEEN REAMED OUT TO 1/2 HOLES
PHB120234	NT11 12MM POINT, 40MM SINGLE SYSTEM BOOT	REGULAR FLAT ON TYNES WITH 7/16 X 1 3/4 BOLT CENTRES, FLEXICOIL 265/350 LBS
PHB120534	NT11 12MM POINT, 40MM SINGLE SYSTEM BOOT	FORWARD DELTA EDGE ON TYNE
PHB120734	NT11 12MM POINT, 40MM SINGLE SYSTEM BOOT	GASON 5100 EDGE ON TYNE

ORDER NO	DESCRIPTION	SUITS
<b>AGMASTER NT11 COMPLETE POINT &amp; FLEXI BOOT KITS</b>		
PHB167184	NT11 FLEXI, 16MM POINT, 40MM CLOSER, 1/2 X 1 3/4 BOLT CENTRES	REGULAR FLAT TYNES WITH 1/2 X 1 3/4 BOLT CENTRES, MORRIS 400 LBS, BOURGAULT, EZY-ON, HORWARD BAGSHAW FLAT ON TYNES, USE THIS KIT FOR FLEXICOIL 265/350 LBS FLAT ON TYNES REAMED OUT TO 1/2 HOLES
PHB167284	NT11 FLEXI, 16MM POINT, 40MM CLOSER, 7/16 X 1 3/4 BOLT CENTRES	REGULAR FLAT ON TYNES WITH 7/16 X 1 3/4 BOLT CENTRES FLEXICOIL 350 LBS
PHB167384	NT11 FLEXI, 16MM POINT, 40MM CLOSER, 1/2 X 2 1/4 BOLT CENTRES	REGULAR FLAT TYNES WITH 1/2 X 2 1/4 BOLT CENTRES, FLEXICOIL 550 LBS, JD1810
PHB167484	NT11 FLEXI, 16MM POINT, 40MM CLOSER, DOUBLE HOLE EDGE-ON TYNES WITH 1/2 BOLT HOLES	FLEXICOIL E/O, HORWARD BAGSHAW E/O, GASON

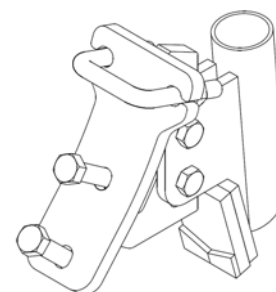
## AGMASTER BOOTS

ORDER NO	DESCRIPTION	SUITS
<b>AGMASTER NT08 SINGLE BOOT &amp; BRACKET KITS</b>		
BRB2134	BRACKET, BOOT 40MM SINGLE SYSTEM	NAPIER / ALFARM
BRB2234	BRACKET, BOOT 40MM SINGLE SYSTEM	FORWARD / CHAMBERLAIN 270, 746, 753, 853
BRB2334	BRACKET, BOOT 40MM SINGLE SYSTEM	GASON 5100 ROUND SHOE
BRB2434	BRACKET, BOOT 40MM SINGLE SYSTEM	SHEARER 580/620
BRB2534	BRACKET, BOOT 40MM SINGLE SYSTEM	CONNER SHEA SCARI
BRB2634	BRACKET, BOOT 40MM SINGLE SYSTEM	JOHN DEERE/ INTERNATIONAL/ FORWARD SCARI
BRB2734	BRACKET, BOOT 40MM SINGLE SYSTEM	SHEARER SCARI



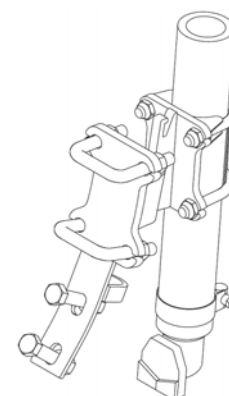
NT08 BOOT

ORDER NO	DESCRIPTION	SUITS
<b>AGMASTER NT11 SINGLE BOOT &amp; BRACKET KITS</b>		
BRB0135	BRACKET 1/2 X 13/4 BOLT CENTRES, BOOT 50MM	MORRIS 400LB, BOUGAULT, EZY-ON, FLEXICOIL 350LB REAMED OUT TO 1/2"
BRB0235	BRACKET 7/16 X 13/4 BOLT CENTRES, BOOT 50MM	FLEXICOIL 350LBS, FLAT-ON TYNE
BRB0335	BRACKET 1/2 X 2 1/4 BOLT CENTRES, BOOT 50MM	FLEXICOIL 550LBS, JD1610, MORRIS 650LBS, HORWARD FLAT ON
BRB0435	BRACKET, BOOT 50MM SINGLE SYSTEM	AFM EDGE-ON TYNE
BRB0534	BRACKET, BOOT 50MM SINGLE SYSTEM	FORWARD DELTA EDGE ON TYNE
BRB0635	BRACKET, BOOT 50MM SINGLE SYSTEM	FLEXICOIL EDGE-ON TYNE
BRB0734	BRACKET, BOOT 50MM SINGLE SYSTEM	GASON 5100 EDGE ON TYNE
BRB0835	BRACKET, BOOT 50MM SINGLE SYSTEM	GASON SCARITILL EDGE ON TYNE
BRB0935	BRACKET, BOOT 50MM SINGLE SYSTEM	HORWARD BAGSHAW EDGE ON
BRB1135	BRACKET, BOOT 50MM SINGLE SYSTEM	SIMPLICITY/ GASON HYDRATILL



NT11 BOOT

ORDER NO	DESCRIPTION	SUITS
<b>AGMASTER NT11 DOUBLE SHOOT FLEXI BOOT &amp; BRACKET KITS</b>		
BRB7184	FLEXI BOOT, 40MM CLOSER & BRACKET FOR FLAT TYNES, 1/2 x 1 3/4 BOLT CENTRES	MORRIS 400LBS, BOURGAULT, EZY-ON, HOR- WARD BAGSHAW FLAT ON
BRB7284	FLEXI BOOT, 40MM CLOSER & BRACKET FOR FLAT TYNE, 7/16 X 13/4 BOLT CENTRES	FLEXICOIL 350LBS
BRB7384	FLEXI BOOT, 40MM CLOSER & BRACKET FOR FLAT TYNE, 1/2 X 2 1/4 BOLT CENTRES	FLEXICOIL 550LBS, JD1810
BRB7484	FLEXI BOOT, 40MM CLOSER & BRACKET FOR EDGE ON TYNE, 1/2 BOLT HOLES	FLEXICOIL E/O, HORWARD BAGSHAW E/O, GASON
<p><b>NOTE: 50MM CLOSER PLATE OPTION AVAILABLE FOR ABOVE BY SUBSTITUTE LAST 2 DIGITS FOR NUMBER 85</b></p>		



NT11 FLEXI BOOT

# AGRIPARTS & REPAIRS



## SEEDING BOOTS

ORDER NO	DESCRIPTION	SUITS
<b>MAXIPOINT SEEDING BOOT ASSEMBLIES</b>		
DB1220	SINGLE BOOT 50MM CLOSER	2 BOLT TYNE ASSEMBLIES
SB1230	TWIN BOOT 50MM CLOSER	2 BOLT TYNE ASSEMBLIES
FB1200	FLEXIBLE BOOT 50MM CLOSER	
<b>FORWARD FARMING SEEDING MODULES</b>		
FF40030	SEED PLACEMENT UNITS	
FF40064	CLOSER	
FF40053	REPLACEMENT CHAIN ATTACHMENT	



FB1



FB2

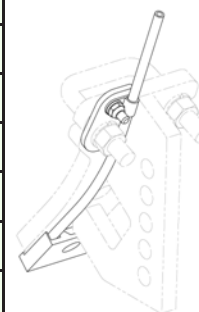


FF40064

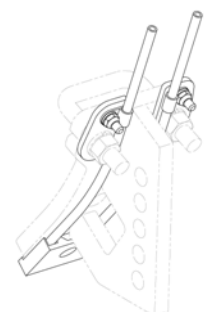
ORDER NO	DESCRIPTION	SUITS
<b>AGMASTER TRASHGUARD KITS</b>		
TGU1170	NT11 TRASHGUARD, C/W U-BOLT & LUG	FLAT ON TYNES
TGU1177	NT11 TRASHGUARD, C/W U-BOLT & LUG	EDGE ON TYNES
<b>AGMASTER LIQUID KITS</b>		
LFK51	NT11 LIQUID FERTILISER KIT SINGLE	3MM TUBE / 6MM CASING
LFK52	NT11 LIQUID FERTILISER KIT DOUBLE	3MM TUBING / 6MM CASING
LFK53	NT11 LIQUID FERTILISER KIT SINGLE	4-6MM TUBE / 9MM CASING
<b>AGMASTER LIQUID KIT SPARE PARTS</b>		
LF2510	LIQUID FERTILISER CLAMP PLATE SINGLE	3MM TUBE / 6MM CASING
LF2520	LIQUID FERTILISER CLAMP PLATE DOUBLE	3MM TUBING / 6MM CASING
LF2530	LIQUID FERTILISER CLAMP PLATE SINGLE	4-6MM TUBE / 9MM CASING
LF2550	LIQUID FERTILISER P CLAMP WC	6MM CASING
LF2570	LIQUID FERTILISER CASING 6MM SHAPED	
LF2580	LIQUID FERTILISER CASING 9MM SHAPED	
PC6S	P CLAMP	6MM STAINLESS TUBE
PC9S	P CLAMP	9MM STAINLESS TUBE
BNW6M20S	BOLT 6MM X20MM SS NUT / WASHER	



TGU1170



LFK51



LFK52



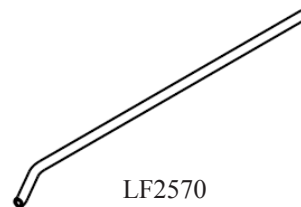
LF2510  
LF2530



LF2520



LF2550



LF2570  
LF2580




PC6S  
PC9S

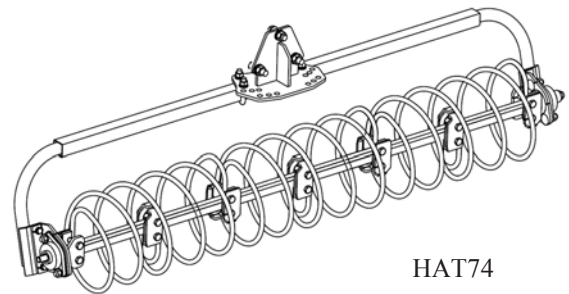


## HARROWS / PRESSWHEELS

ORDER NO	DESCRIPTION	SUITS
<b>AGMASTER STAR HARROW GANGS</b>		
HAT24	4 FT GANG ( 10 STARS ) C/W TURNTABLE	VARIOUS MACHINES
HAT25	5 FT GANG ( 13 STARS ) C/W TURNTABLE	VARIOUS MACHINES
HAT26	6 FT GANG ( 16 STARS ) C/W TURNTABLE	VARIOUS MACHINES
<b>AGMASTER COIL HARROW GANGS</b>		
HAT74	4 FT GANG (3 SPRINGS) C/W TURNTABLE	VARIOUS MACHINES
HAT75	5 FT GANG (4 SPRINGS) C/W TURNTABLE	VARIOUS MACHINES
<b>AGMASTER SPARES</b>		
HA3510	STAR HALF (2 REQUIRED PER STAR)	STAR HARROWS
HA3520	STAR TIP (6 PER STAR)	STAR HARROWS
SP3500	HARROW STAR ASSEMBLED	STAR HARROWS



HAT26



HAT74

ORDER NO	DESCRIPTION	TYRE SIZE
<b>K-HART PRESS WHEELS</b>		
PS50	PRESSWHEEL SINGLE AXLE	
PWA50	PRESSWHEEL TANDEM WALKING AXLE	
PD50	PRESSWHEEL FIXED DOUBLE	
<b>K-HART PRESS WHEEL SPARES</b>		
PWO313VT	TYRE ONLY	3 X 13 INCH V STYLE
PWO414VT	TYRE ONLY	4 X 14 INCH V STYLE
PWO313FT	TYRE ONLY	3 X 13 INCH FLAT STYLE
PWO416FT	TYRE ONLY	4 X 16 INCH FLAT STYLE
PWO316VT	TYRE ONLY	4 X 16 INCH V STYLE
PWO316FT	TYRE ONLY	4 X 16 INCH FLAT STYLE
PTA490	TRAILING ARM	NA



PWA50



PD50

Attach press wheels to most seeders telescope in and out, adjust up and down.



PTA490



PS50

## K-HART PRESSWHEELS

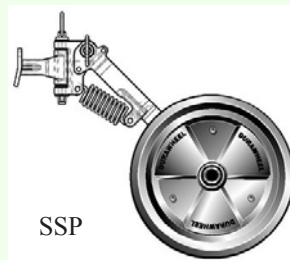
Features:

- Precise row and seed packing, increase moisture retention
- Swivel brackets no dragging on turns
- High grade rubber semi or pneumatic tyres

## PRESSWHEELS

### MAXIPOINT PRESSWHEEL

- Hardened steel bushing on all pivot points
- Choice of semi-pneumatic or poly wheels
- Pressure adjustable mounting frame
- Made for cast steel
- Can be pinned up out of use if needed
- Can be mounted directly behind a tyne



SSP



SP



PP



FF40054

ORDER NO	DESCRIPTION	SUITS
----------	-------------	-------

SSSP	PRESSWHEEL ASSEMBLY COMPLETE C/W SEMI PNEUMATIC TYRE	50MM X 50MM FRAME
------	--	-------------------

SS-1200	PRESSWHEEL ASSEMBLY COMPLETE C/- DURABLE POLYMER WHEEL	50MM X 50MM FRAME
---------	--	-------------------

### MAXIPOINT PRESSWHEEL OPTIONS

SP	SEMI PNEUMATIC RUBBER TYRE ON ALLOY SPLIT RIMS	25MM SHAFT C/W 2 X BRGS
----	--	-------------------------

PP	DURABLE POLYMER WHEEL	25MM SHAFT C/W 2 BRGS
----	-----------------------	-----------------------

### FORWARD FARMING PRESSWHEEL

FF40054	PRESSWHEEL COMPLETE	FORWARD FARMING ASSY
---------	---------------------	----------------------

FF40055	RUBBER TYRE ONLY	N/A
---------	------------------	-----

FF40057	ALUMINIUM RIM ONLY	N/A
---------	--------------------	-----

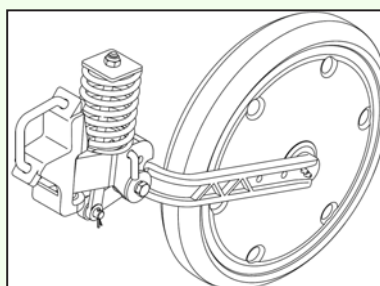
### ARP PRESSWHEEL

FF40558	ARP PRESSWHEEL COMPLETE	ARP ASSY
---------	-------------------------	----------

FF40055	RUBBER TYRE ONLY	N/A
---------	------------------	-----

### AGMASTER PRESSWHEEL

- Individually mounted for independent pressure
- Self tracking
- Semi pneumatic tyres for soil shedding
- Down pressure adjustable
- Can be lifted and locked when not required
- Light weight but robust - module weight 10kg



ORDER NO	DESCRIPTION	SUITS
----------	-------------	-------

### AGMASTER PRESSWHEEL MODULES

PWF50	AGMASTER PRESSWHEEL ASSEMBLY 50MM FLAT	75MM X 75MM RHS FRAME
-------	--	-----------------------

PWV70	AGMASTER PRESSWHEEL ASSEMBLY 70MM V	75MM RHS FRAME
-------	-------------------------------------	----------------

PWV95	AGMASTER PRESSWHEEL ASSEMBLY 95MM V	75MM RHS FRAME
-------	-------------------------------------	----------------

PWW20	AGMASTER PRESSWHEEL ASSEMBLY 20MM WEDGE	75MM RHS FRAME
-------	---	----------------

### AGMASTER PRESSWHEEL OPTIONS

SP4012	INNER SPRING 145 X 60 USED FOR EXTRA DOWN PRESSURE	AGMASTER PRESSWHEEL MODULES
--------	--	-----------------------------

PW4440	OPTIONAL WHEEL TO ARM SENSOR	AGMASTER PRESSWHEEL MODULES
--------	------------------------------	-----------------------------

BO16M120	BOLT TO SUIT ABOVE SPACER M16 X 120	AGMASTER PRESSWHEEL MODULES
----------	-------------------------------------	-----------------------------



## JOHN DEERE PRESSWHEELS

ORDER NO	DESCRIPTION	APPLICATION	ORIGINAL PART NO
<b>MISC PARTS</b>			
JDPB01	BOLT	1820, 1835	03M7199
JDPB02	BOLT	1820, 1835	03M7227
JDPLN01	LOCK NUT	1820, 1835	14M7401
JDPAB01	ANGLE	1820, 1835	A59829
JDPG01	GASKET	1820, 1835	A33968
JDPH01	PRESSED FLANGE HOUSING	1820, 1835	A34792
JDPBB01	BALL BEARING	1820, 1835	AA31452
JDPK01	KEY	1820, 1835	A61621
JDPGN01	LUBRICATION FITTING	1820, 1835	JD7806
JDPH02	PRESSED FLANGE HOUSING	1820, 1835	AA27172
JDPK02	KEY	1820, 1835	A61621
<b>SPACERS</b>			
JDPSP01	SPACER	1820, 1835	A59882
JDPSP02	SPACER	1820, 1835	A60278
JDPSP03	SPACER	1820, 1835	A60443
JDPSP04	SPACER	1820, 1835	A60275
JDPSP05	SPACER	1820, 1835	A60491
<b>AXLES</b>			
JDPAX4	AXLE TO SUIT 4X 10" - 4" WHEELS	1820, 1835	A77855
JDPAX5	AXLE TO SUIT 5 X 10" - 4" WHEELS	1820, 1835	A72969
JDPAX6	AXLE TO SUIT 6 X 10" - 4" WHEELS	1820, 1835	A72974
<b>PRESSWHEEL TYRES AND RIMS</b>			
JDPRF	RIM FLAT SPLIT (MIDDLE)	1820, 1835	
JDPRCC	RIM CONCAVE SPLIT (END)	1820, 1835	
JDPRTFASS	TYRE AND WHEEL FLAT ASSEMBLY (MIDDLE)	1820, 1835	AA64756
JDPRTCCASS	TYRE AND WHEEL CONCAVE ASSEMBLY (END)	1820, 1835	AA64757
JDPTP4	TYRE SEMI PNEUMATIC 4 X 21	1820, 1835	A81733





## COULTERS

ORDER NO	DESCRIPTION	MAX PRESSURE RATING	AVIALBLE DISC SIZES
<b>K-HART / YETTER COULTERS</b>			
CKH1650	K-HART COULTER 2 1/4 DIA SHANK FOR STRENGTH AND FAST VERTICLE ADJUSTMENT SEALED TAPERED ROLLER BEARINGS	1300 LBS	
CY2995CL	YETTER GENERATION 3 COULTER IMPROVES RESI-DUE FLOW	1300 LBS	17,18,20 INCH
CY2995CR	YETTER GENERATION 3 COULTER IMPROVES RESI-DUE FLOW	1300 LBS	17,18,20 INCH
CY2930	YETTER ECONOMY VERSION CUTS MELON VINES, WIRE WEED AND STRAW	600 LBS	17,18,20 INCH
<b>COULTERS ARE IDEAL FOR IMPROVING TRASH FLOW ON SEEDING EQUIPMENT</b>			
<b>DOUBLE DISC OPENERS</b>			
OKH3612LBA	K-HART LOW PROFILE DOUBLE DISC OPENER LEFT HAND BRACED ARM, SUITS MOST COMBINES		16 , 17 INCH
OKH3612LQA	K-HART LOW PROFILE DOUBLE DISC OPENER LEFT HAND QUICK ADJUST, SUITS MOST COMBINES		16 , 17 INCH
OKH3612RBA	K-HART LOW PROFILE DOUBLE DISC OPENER RIGHT HAND BRACED ARM SUITS MOST COMBINES		16 , 17 INCH
OKH3612RQA	K-HART LOW PROFILE DOUBLE DISC OPENER RIGHT HAND QUICK ADJUST, SUITS MOST COMBINES		16 , 17 INCH
OKH4612LQA	K-HART PARALLELOGRAM DOUBLE DISC OPENER LEFT HAND WITH QUICK ADJUST PRESS WHEEL, OFFERS MINIMAL SOIL AND RESIDUE DISTURBANCE ACCURATE SEED PLACEMENT		16 , 17 INCH
OKH4612RQA	K-HART PARALLELOGRAM DOUBLE DISC OPENER RIGHT HAND WITH QUICK ADJUST PRESS WHEEL, OFFERS MINIMAL SOIL AND RESIDUE DISTURBANCE ACCURATE SEED PLACEMENT		16 , 17 INCH



CKH1650




CY2995CL



CY2930

OKH3612LBA



# AGRIPARTS & REPAIRS



## AIRSEEDER HEADS / RISER (RAYCOL)

ORDER NO	DESCRIPTION	INLET ID (mm)	NUMBER OF OUTLETS	OUTLET DIAMETER (mm)
<b>STAINLESS SECONDARY HEADS</b>				
SSC45532	C Type Head	45	5	32
SSC45632	C Type Head	45	6	32
SSC631025	C Type Head	63	10	25
SSC631032	C Type Head	63	10	32
SSC63632	C Type Head	63	6	32
SSC63725	C Type Head	63	7	25
SSC63732	C Type Head	63	7	32
SSC63925	C Type Head	63	9	25
SSC63932	C Type Head	63	9	32
SSD631025	D Type Head	63	10	25
SSD631125	D Type Head	63	11	25
SSD63832	D Type Head	63	8	32
SSE63632	E Type Head	63	6	32
SSE63732	E Type Head	63	7	32
SSE63832	E Type Head	63	8	32
MOST COMMONLY USED AIRSEEDER SECONDARY HEADS. OTHER COMBINATIONS ARE AVAILABLE ON REQUEST				

ORDER NO	A SIZE MM	B SIZE MM	C SIZE MM	D SIZE INCHES
<b>UBOLTS</b>				
UB42-07571	140mm	53mm	19mm	3.5
UB42-07730	155mm	33mm	16mm	4
UB42-315033	150mm	45mm	19mm	4
UB42-315034	150mm	45mm	19mm	6
UB42-07328	195mm	50mm	20mm	6
UB42-315031	230mm	50mm	19mm	7
UB42-315032	232mm	51mm	22mm	7
UB42-07547	267mm	64mm	19mm	8

ORDER NO	DESCRIPTION	ORDER NO	DESCRIPTION
<b>HIGH TENSILE CUP HEAD BOLTS</b>			
B4070	10mm X 40mm (3/8" X 1 1/2")	B2559	7/16" x 2" UNC
B4071	10mm x 45mm (3/8" x 1 3/4")	B2641	1/2" x 1 1/2" UNC
B4074	10mm x 50mm (3/8" x 2")	B2642	1/2" x 1 3/4" UNC
B4073	10mm x 65mm (3/8" x 2 1/2")	B2643	1/2" x 2" UNC
B2557	7/16" x 1 1/2" UNC	B2644	1/2" x 2 1/2" UNC
B2558	7/16" x 1 3/4" UNC		

ORDER NUMBER	TYPE	DESCRIPTION
<b>SECONDARY RISERS</b>		
R176	R1	76mm R1 Riser Assembly
R163	R1	63mm R1 Riser Assembly
R150	R1	50mm R1 Riser Assembly
R145	R1	45mm R1 Riser Assembly
R276	R2	76mm R2 Riser Tube NO Bracket
R263	R2	63mm R2 Riser Tube NO Bracket
R250	R2	50mm R2 Riser Tube NO Bracket
R245	R2	45mm R2 Riser Tube NO Bracket
R376	R3	76mm R3 Adjustable Riser Assembly
R363	R3	63mm R3 Adjustable Riser Assembly
R350	R3	50mm R3 Adjustable Riser Assembly
R345	R3	45mm R3 Adjustable Riser Assembly



SSC63832



SSD631325



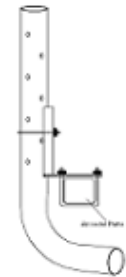
SSE631325



R163



R263



R363



# AGRIPARTS & REPAIRS



## AIRSEEDER AXLES AND HUBS

ORDER NO	APPLICATION	DESCRIPTION	QTY
<b>JOHN DEERE</b>			
CHAM74759	746 , 753	AXLE SUIT 5/8 PRESSED IN STUDS	2
CM21136	746, 753	AXLE TAPPED FOR 3/4 STUDS	2
CM21134	667	AXLE LH	1
CM21135	667	AXLE RH WITH PIN	1
<b>FORWARD ENGINEERS</b>			
CHAM74759	846, 853	AXLE SUIT 5/8 PRESSED IN STUDS	2
CM21136	846, 853	AXLE TAPPED FOR 3/4 STUDS	2
CM21134	636	AXLE LH	1
CM21135	636	AXLE RH WITH PIN	1
FE30076	660	AXLE DRIVE WITH PIN	1
FE30012	660	AXLE NON DRIVE	1
FE10188-F10	640,680	90MM AXLE	2
FE10189-F10	640,680	100MM AXLE	2
FE10175-F10	6120	AXLE	2



CM21134



CHAM74759



FE10189-F10





## SUPA VEYAS

ORDER NO TOW BETWEEN	ORDER NO TOW BEHIND	ELEVATOR LENGTH	SUITS
<b>HORWOOD BAGSHAW</b>			
	SVHB4000BH	5.5 M	4000 LTR
SVHB6000BT	SVHB6000BH	6.0 M	6000 - 19,000 LTR
	SVHB21000BH	6.5 M	21,000 LTR
<b>SIMPLICITY</b>			
	SVSI6000BH	6.0 M	6000 - 9000 LTR
SVSI12000BT		6.0 M	12,000 LTR
SVSI17000BT	SVSI17000BH	6.0 M	17,000 LTR
<b>FLEXICOIL</b>			
	SVFC1720BH	6.0 M	1720 & 2320
<b>GASON</b>			
SVGS1850BT	SVGS1850BH	5.5 M	1850
SVGS1880BT	SVGS1880BH	6.0 M	1880
	SVGS2120BH	6.5 M	2120 & 2150
<b>GYRAL</b>			
	SVGY24BH	6.0 M	24 -21 STR
	SVGY30BH	6.0 M	30/40 -31 STR
SVGY30BT		6.0 M	30-38 STB
<b>AUSFLOW</b>			
	SVAP9000BH	6.0 M	9000 LTR
	SVAP10000BH	6.0 M	10,000 LTR
SVAP12000BT		6.0 M	12,000 LTR
<b>MORRIS</b>			
	SVMS7180BH	6.0 M	7180
	SVMS7240BH	6.0 M	7240
<b>OTHER</b>			
SVFE8BT		5.5 M	Forward 6 tonne & 680 Bins
SVSY8BT		5.5 M	Symonds 8000 LTR
SVSM8BT		6.0 M	8000 LTR
<b>OTHER MODELS AVAILABLE UPON REQUEST</b> <b>****PLEASE CALL FOR INFORMATION****</b>			

## Self Cleaning Endless Conveyor

**Rated: 750kg/min @ 45°**

*Centre balanced, quiet operation & easy to use.*

*Make these conveyors the only choice for filling your seeder fast.*

*Kits come complete with mounting brackets, hydraulic valves and hoses, colour matched to your machine.*



# AGRIPARTS & REPAIRS



## AIRSEEDER REPLACEMENT CONVEYOR BELTS

ORDER NO	APPLICATION	DESCRIPTION	QTY
<b>JOHN DEERE</b>			
CM16976	667	BLACK CONVEYOR BELT CENTRAL V GUIDE	1
CM19979	547, 647, 630	GREEN PVC CONVEYOR BELT	2
AA58782	350 & 430 BU Carts	CONVEYOR BELT HEAVY DUTY CLEATS	1
<b>FORWARD ENGINEERS</b>			
CM16976	636, 660	BLACK CONVEYOR BELT WITH CENTRAL V GUIDE	1
CM19979	520, 620	GREEN PVC CONVEYOR BELT	2
FE10375-F10	640	GREEN PVC CONVEYOR BELT C/W GUIDE EITHER SIDE	1
FE10376-F10	6T, 680, 6120	GREEN PVC CONVEYOR BELT C/W GUIDE EITHER SIDE	1
<b>SUPA VEYOR CONVEYORS</b>			
SVEY55	5.5 METRE CONVEYOR	GREEN PVC CONVEYOR BELT WITH HEAVY DUTY EXTENDED CLEATS	1
SVEY6	6.0 METRE CONVEYOR	GREEN PVC CONVEYOR BELT WITH HEAVY DUTY EXTENDED CLEATS	1
SVEY65	6.5 METRE CONVEYOR	GREEN PVC CONVEYOR BELT WITH HEAVY DUTY EXTENDED CLEATS	1



FE10376-F10



CM16976



AA58782



## AIRSEEDER HEAVY DUTY FLEXIBLE COUPLING

<b>AIRSEEDER COUPLING</b>	
FFCOUP6	Poly Urethane Flexible 6" Coupling
FFCOUP8	Poly Urethane Flexible 8" Coupling



FFCOUP8




# AGRIPARTS & REPAIRS



## AIRSEEDER HOSE

ORDER NO	DESCRIPTION	ID (MM)	OD (MM)
<b>AIRSEEDER HOSE- PVC MID RANGE</b>			
AGPASC025	25mm Clear/Black Suction (20m Roll)	25	
AGPASC032	32mm Clear/Black Suction (20m Roll)	32	
AGPASC038	38mm Clear/Black Suction (20m Roll)	38	
AGPASC045	45mm Clear/Black Suction (20m Roll)	45	
AGPASC050	51mm Clear/Black Suction (20m Roll)	51	
AGPASC063	63mm Clear/Black Suction (20m Roll)	63	
AGPASC075	76mm Clear/Black Suction (20m Roll)	76	
<b>AIRSEEDER HOSE- PVC HEAVY DUTY</b>			
AGPASG025	25mm Grey PVC Suction (20m Roll)	25	
AGPASG032	32mm Grey PVC Suction (20m Roll)	32	
AGPASG038	38mm Grey PVC Suction (20m Roll)	38	
AGPASG050	51mm Grey PVC Suction (20m Roll)	51	
AGPASG063	63mm Grey PVC Suction (20m Roll)	63	
AGPASG075	76mm Grey PVC Suction (20m Roll)	76	
<b>AIRSEEDER HOSE- RUBBER</b>			
AGPASR032	32mm Rubber Suction (20m roll)	32	44
AGPASR038	38mm Rubber Suction (20m roll)	38	50
AGPASR044	44mm Rubber Suction (20m roll)	45	57
AGPASR050	50mm Rubber Suction (20m roll)	51	61
AGPASR063	63mm Rubber Suction (20m roll)	63	75
AGPASR076	75mm Rubber Suction (20m roll)	76	90
AGPASR100	100 (4") Rubber Suction	102	118
AGPASR125	125mm (5") Rubber Suction	127	145
AGPASR150	150mm (6") Rubber Suction	152	174
AGPASR200	200mm (9") Rubber Suction		
<b>AUGER / 5:1 BIN HOSE</b>			
D1RFH100	Flexible Ducting TPR 4"	100	107
D1RFH125	Flexible Ducting TPR 5"	127	134
D1RFH150	Flexible Ducting TPR 6"	150	157
D1RFH175	Flexible Ducting TPR 7"	180	188
D1RFH200	Flexible Ducting TPR 8"	200	208
D1RFH225	Flexible Ducting TPR 9"	225	233
D1RFH250	Flexible Ducting TPR 10"	250	259
<b>CLEAR TUBING</b>			
P/ASB023-030	Blue Flex Superior Airseeder Tube (30m Roll)	23	30
P/ASB024-030	Blue Flex Superior Airseeder Tube (30m Roll)	25	31.5
P/ASB025-030	Blue Flex Superior Airseeder Tube (30m Roll)	25	32
P/ASB032-030	Blue Flex Superior Airseeder Tube (30m Roll)	32	38





# AGRIPARTS & REPAIRS



## CLUTCHES

ORDER NO	DESCRIPTION	SUITS
<b>JETSTREAM</b>		
22353F	Front dog Clutch	JETSTREAM BIN
22354F	Front Dog Sprocket Clutch	JETSTREAM BIN
22353R	Rear Dog Clutch	JETSTREAM BIN
22354R	Rear Dog Sprocket Clutch	JETSTREAM BIN
<b>FORWARD FARMING</b>		
CHAM73913	ENGAGEMENT CLUTCH	JOHN DEERE 746, 753, FORWARD 846, 853, 620
CM20884	ENGAGEMENT CLUTCH	JOHN DEERE 667 FORWARD 636, 660
FE10486F20	Dog Clutch Sprocket	FORWARD 640, 680, 6120 RHINO
FE10500F20	Dog Clutch Plain	FORWARD 640, 680, 6120 RHINO
FE31650	Dog Clutch Emu	EMU 10000
FE31652	Dog Clutch Emu	EMU 10000
<b>SIMPLICITY</b>		
SIMELCL	Electro Magnetic Clutch	SUIT MOST MODELS
<b>FLEXICOIL</b>		
FLEXELCL	Electro Magnetic Clutch	SUIT MOST MODELS
<b>MORRIS</b>		
MORELCL8	Electric Clutch 200lb (OEM PART NO: N33403)	8000 SERIES
<b>HUSKY AUGER CLUTCHES</b>		
FF4HD-3-1AB-SG-3/4	Clutch 3", 1 AB Section Pulley 3/4" bore	Stationary Motor Clutches
FF4HD-31/2-1A-BW-3/4	Clutch 3 1/2", 1 A Section Pulley 3/4" bore	Stationary Motor Clutches
FF4HD-4-1AB-BW-3/4	Clutch 4", 1 AB Section Pulley 3/4" bore	Stationary Motor Clutches
FF4HD-5-1A-BW-3/4	Clutch 5", 1 A Section Pulley 3/4" bore	Stationary Motor Clutches
FF5HD-4AB-BG-3/4	Clutch 4", 2 AB Section Pulley 3/4" bore	Stationary Motor Clutches
FF5HD-4-2AB-BG-1	Clutch 4", 2 AB Section Pulley 1" bore	Stationary Motor Clutches
FF5HD-4-2AB-BG-25	Clutch 4", 2 AB Section Pulley 25mm bore	Stationary Motor Clutches
FF5HD-4-2AB-BG-11/8	Clutch 4", 2 AB Section Pulley 1 1/8" bore	Stationary Motor Clutches
FF5HD-43/4-2AB-BG-30	Clutch 4 3/4", 2 AB Section Pulley 30mm bore	Stationary Motor Clutches
<b>GO KART CLUTCHES</b>		
FF5HD-10T-401-1	10 Tooth, 40-1 ASA Pitch 9-20HP 1" bore	Go Kart Heavy Duty
FF4HD-10T-401-3/4	10 Tooth, 40-1 ASA pitch 1-7HP 3/4" bore	Go Kart Heavy Duty
FF4HD-12T-351-3/4	12 Tooth, 35-1 ASA Pitch 1-7HP 3/4" bore	Go Kart Heavy Duty
FF4HD-10T-401-5/8	10 Tooth, 40-1 ASA Pitch 5/8" bore	Go Kart Heavy Duty
FF4HD-12T-351-5/8	12 Tooth, 35-1 ASA Pitch 5/8" bore	Go Kart Heavy Duty
FFMAX-10T-401-3/4	10 Tooth, 40-1 ASA Pitch, Maxtorque 3/4" bore	Go Kart Standard
FFMAX-12T-351-3/4	12 Tooth, 35-1 ASA Pitch, MaxTorque 3/4" bore	Go Kart Standard
FFMAX-10T-401-5/8	10 Tooth, 40-1 ASA Pitch, MaxTorque 5/8" bore	Go Kart Standard
FFMAX-12T-351-5/8	12 Tooth, 35-1 ASA Pitch, MaxTorque 5/8" bore	Go Kart Standard



22353F



22354F



FE10486F20



FE31652



FE10500F20



FE31650



MORELCL8



FF5HD-4-2AB-BG-1



FFMAX-10T-401-5/8



FF4HD-10T-401-3/4

# AGRIPARTS & REPAIRS



## HYDRAULICS COUPLER / MOTORS



ORDER NO	SHAFT DIAMETER	MOTOR DIS-PLACEMENT	INPUT FLOW	INPUT PRESSURE	MOTOR SPEED	TORQUE
<b>HYDRAULIC MOTOR</b>						
AGHM100C	1 3/8 6 SPLINE SHAFT STANDARD AGRICULTURAL ASAE SPLINE	100CC 6.2CU IN/REV MAX SPEED CONTINUOUS 748RPM INTERMITTENT 900 RPM	30 LPM	1000 PSI 70 BAR	289 RPM	94 Nm
				2000 PSI 140 BAR	274 RPM	198 Nm
				2500 PSI 175 BAR	269 RPM	250 Nm
			50 LPM	1000 PSI 70 BAR	483 RPM	88 Nm
				2000 PSI 140 BAR	462 RPM	194 Nm
				2500 PSI 175 BAR	450 RPM	247 Nm
			75 LPM	1000 PSI 70 BAR	735 RPM	80 Nm
				2000 PSI 140BAR	705 RPM	180 Nm
				2500 PSI 175 BAR	696 RPM	240 Nm
AGHM160C	1 3/8 6 SPLINE SHAFT STANDARD AGRICULTURAL ASAE SPLINE	160CC 9.6CU IN/REV MAX SPEED CONTINUOUS 470 RPM INTERMITTENT 560 RPM	30 LPM	1000 PSI 70 BAR	182 RPM	150 Nm
				2000 PSI 140 BAR	168 RPM	321 Nm
				2500 PSI 175 BAR	164 RPM	380 Nm
			50 LPM	1000 PSI 70 BAR	308 RPM	145Nm
				2000 PSI 140 BAR	294 RPM	316Nm
				2500 PSI 175 BAR	288 RPM	378Nm
			75 LPM	1000 PSI 70 BAR	465 RPM	138 Nm
				2000 PSI 140 BAR	447 RPM	311 Nm
				2500 PSI 175 BAR	436 RPM	375 Nm
AGHM200C	1 3/8 6 SPLINE SHAFT STANDARD AGRICULTURAL ASAE SPLINE	200 CC 12.2 cu in/REV MAX SPEED CONTINUOUS 375 RPM INTERMITTENT 450 RPM	30 LPM	1000 PSI 70 BAR	146 RPM	190 Nm
				2000 PSI 140 BAR	140 RPM	399 Nm
			50 LPM	1000 PSI 70 BAR	245 RPM	184 Nm
				2000 PSI 140 BAR	240 RPM	395 Nm
			75 LPM	1000 PSI 70 BAR	369 RPM	160 Nm
				2000 PSI 140 BAR	362 RPM	375 Nm

Hydraulic motors used in the agricultural market for driving field bins and other forms of machinery requiring a 6 spline 1 3/8 PTO output shaft

Features:  
Roller gear stator

Output shaft supported by tapered roller bearings

High pressure motor seals

Case drain not required

Cross port relief for pressure spikes

These motors are suitable for continuous operation under rough operating conditions such as high operating pressures, thin oil, or frequent reverse cycling

## COUPLINGS

ORDER NO	DESCRIPTION	FEMALE	MALE	LENGTH	IMAGE
<b>BREAKAWAY COUPLINGS</b>					
B256		1 3/8" 21 spline	1 3/8" 6 spline	6 1/2" 165mm	
B152	Clamp type	1 3/8" 21 spline	1 3/8" 6 spline	6 1/2" 165mm	
B259	Quick release type				
B2416	Quick release type	1 3/8" 6 spline	1 3/8" 21 spline	6 1/2" 165mm	
B153	Clamp type				
B2459		1 3/4" 20 spline	1 3/8" 6 spline	7" 180mm	
B2460		1 3/4" 20 spline	1 3/8" 21 spline	7" 180mm	
B3725		1 3/4" 6 spline	1 3/8" 6 spline	7" 180mm	
B3726		1 3/8" 6 spline	1 3/4" 20 spline	7" 180mm	

# AGRIPARTS & REPAIRS

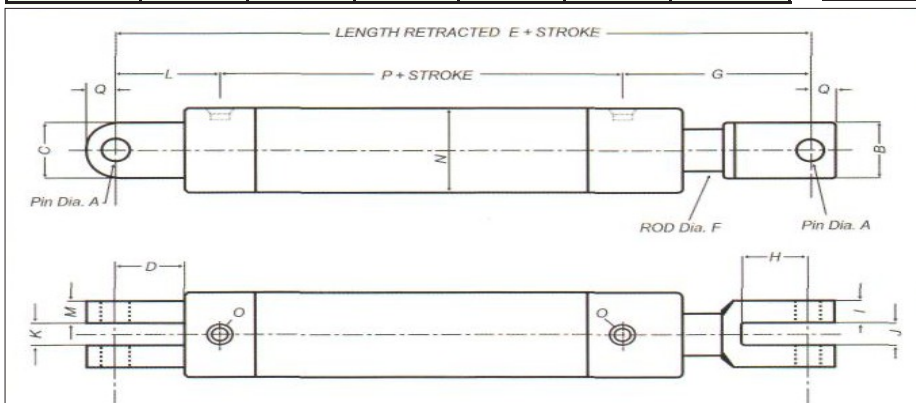


## HYDRAULICS

BORE DIAMETER	1.50" 38.10mm	2.00" 50.80mm	2.50" 63.50mm	3.00" 76.20mm	3.50" 88.90mm	4.00" 101.60mm
<b>TECHNICAL SPECIFICATIONS</b>						
A +0.15mm +0.20mm	0.75" 19.05	1.00" 25.40	1.00" 25.40	1.00" 25.40	1.00" 25.40	1.00" 25.40
B	1.75" 44.45	2.10" 53.34	2.10" 53.34	2.10" 53.34	2.10" 53.34	2.10" 53.34
C	1.65" 44.91	1.97" 50.04	1.97" 50.04	1.97" 50.04	1.97" 50.04	1.97" 50.04
D	1.25" 31.75	2.00" 50.80	2.00" 50.80	2.00" 50.80	2.00" 50.80	2.00" 50.80
E ±3mm	9.5" 241.30	12.25" 311.15	12.25" 311.15	12.25" 311.15	12.25" 311.15	12.25" 311.15
F	0.875" 22.23	1.25" 31.75	1.50" 38.10	1.50" 38.10	1.75" 44.45	1.75" 44.45
G	3.50" 88.90	5.125" 130.18	5.125" 130.18	5.125" 130.18	5.125" 130.18	5.125" 130.18
H	1.25" 31.75	2.125" 53.98	2.125" 53.98	2.125" 53.98	2.125" 53.98	2.125" 53.98
I	0.46" 11.68	0.71" 18.03	0.71" 18.03	0.71" 18.03	0.71" 18.03	0.71" 18.03
J	0.85" 21.59	1.125" 28.58	1.125" 28.58	1.125" 28.58	1.125" 28.58	1.125" 28.58
K	0.84" 21.34	1.10" 27.94	1.10" 27.94	1.10" 27.94	1.10" 27.94	1.10" 27.94
L	1.875" 47.62	2.75" 69.85	2.75" 69.85	2.75" 69.85	2.75" 69.85	2.75" 69.85
M	0.48" 12.19	0.472" 11.99	0.625" 15.88	0.625" 15.88	0.787" 19.99	0.787" 19.99
N	1.875" 47.63	2.375" 60.33	2.875" 73.03	3.500" 88.90	4.000" 101.60	4.500" 114.30
O	9/16" UNO	9/16" UNO	3/4" UNO	3/4" UNO	3/4" UNO	3/4" UNO
P	4.125" 104.78	4.375" 111.12	4.375" 111.12	4.375" 111.12	4.375" 111.12	4.375" 111.12
Q	0.84" 21.34	0.950" 24.13	0.950" 24.13	0.950" 24.13	0.950" 24.13	0.950" 24.13
R Rod Thread	0.75"-16 UNF	1.25"-12 UNF	1.25"-12 UNF	1.25"-12 UNF	1.25"-12 UNF	1.25"-12 UNF
S ±3mm	10.25" 260.35	12.25" 311.15	12.25" 311.15	12.25" 311.15	12.25" 311.15	12.25" 311.15

ORDER NO	Bore	Stroke
<b>HYDRAULIC CYLINDERS</b>		
1506AS	1.5"	6"
1508AS	1.5"	8"
1510AS	1.5"	10"
1512AS	1.5"	12"
1516AS	1.5"	16"
1518AS	1.5"	18"
1520AS	1.5"	20"
1524AS	1.5"	24"
1530AS	1.5"	30"
1536AS	1.5"	36"
1548AS	1.5"	48"
2006AS	2"	6"
2008AS	2"	8"
2010AS	2"	10"
2012AS	2"	12"
2016AS	2"	16"
2018AS	2"	18"
2020AS	2"	20"
2024AS	2"	24"
2030AS	2"	30"
2036AS	2"	36"
2048AS	2"	48"
2506AS	2.5"	6"
2508AS	2.5"	8"
2510AS	2.5"	10"
2512AS	2.5"	12"
2516AS	2.5"	16"
2518AS	2.5"	18"
2520AS	2.5"	20"
2524AS	2.5"	24"

ORDER NO	Bore	Stroke
<b>HYDRAULIC CYLINDERS</b>		
2530AS	2.5"	30"
2536AS	2.5"	36"
2548AS	2.5"	48"
3008AS	3"	8"
3010AS	3"	10"
3012AS	3"	12"
3016AS	3"	16"
3018AS	3"	18"
3020AS	3"	20"
3024AS	3"	24"
3030AS	3"	30"
3036AS	3"	36"
3048AS	3"	48"
3508AS	3.5"	8"
3512AS	3.5"	12"
3518AS	3.5"	18"
3520AS	3.5"	20"
3524AS	3.5"	24"
3530AS	3.5"	30"
3536AS	3.5"	36"
3548AS	3.5"	48"
4008AS	4"	8"
4012AS	4"	12"
4016AS	4"	16"
4018AS	4"	18"
4020AS	4"	20"
4024AS	4"	24"
4030AS	4"	30"
4036AS	4"	36"
4048AS	4"	48"



ORDER NO	DESCRIPTION
<b>HYDRAULIC HOSE</b>	
4C2AT	1/4" Double Wire Braid
6C2AT	3/8" Double Wire Braid
8C2AT	1/2" Double Wire Braid
12C2AT	3/4" Double Wire Braid
16C2AT	1" Double Wire Braid



# AGRIPARTS & REPAIRS



## SIMOL JACKS

PART NO	TYPE	OUTER TUBE DIAMETER		SATIC LOAD RATING	SCREW STROKE MM (±10MM)	SECTIONAL HEIGHT MM			UNIT WEIGHT	REMARKS
LT3103	LT	57	-	1300	250	430	280	-	6.1	Tube Mount
LT3153		57	-	1300	370	560	405	-	7.1	Tube Mount
ST3104	ST	57	-	1300	250	375	265	-	5.4	Tube Mount
ST3154		57	-	1300	360	500	390	-	6.4	Tube Mount
LF3101	LF	57	-	1300	250	430	245	-	6.3	Swivel Mount
LF3151		-	-	1300	370	560	404	-	7.3	Swivel Mount
PE600	PE	-	80	1200	300	500	670	-	16.6	Adjustable Mount Painted
PR675	PR	-	80	3000	310	500	580	-	20	Painted
DG590	DG	-	70	3000	370	610	-	-	10.5	Painted
DG590Z		-	70	3000	370	610	-	-	10.5	Tube Mount
DG5903SF		-	70	1500	370	460	-	340	12.5	Drop Leg
DG706		-	80	4000	310	620	-	-	15.6	Painted
DG7063FC		-	80	2500	290	500	-	276	21.0	Drop Leg Painted
DS510S	DS	-	70	6000	170	330	-	-	15.5	Painted
DSTAND	DSTANDEM	-	70	6000	170	600	-	130	18.6	Drop Leg
DGTAND	DGTANDEM	-	90	6000	330	680	-	-	51.8	Painted
KRA1200	KRA	-	110	10000	450	900	-	-	43	Two Speed, Painted
K450	K	-	110	4500	280	675	-	300	32	Drop Leg, Painted
H1050	H		100	2800	500	740	830	-	32.5	Hydraulic
H1140PF			110	3800	400	650	760	-	39	Hydraulic

# AGRIPARTS & REPAIRS



## SIMOL JACKS



**TYPE LT**  
Side Wind, Tube Mount



**TYPE ST**  
Top Wind, Tube Mount



**TYPE LF**  
Side Wind, Swivel Mount



**TYPE PE**  
Top wind with adjustable



**TYPE PR**  
Top wind with reduction unit



**TYPE DG590**  
Side wind Fixed or Drop Leg



**TYPE DG706**  
Side wind Fixed or Drop leg Plain, tube or swivel



**TYPE DS**  
Side Wind with Tripping connection



**TYPE DG -TANDEM**  
Side wind 2-piece assembly



**TYPE H**  
HYDRAULIC



**TYPE K**  
Side Wind Drop Leg



**TYPE KRA**  
Side Wind Dual Speed



# AGRIPARTS & REPAIRS



## FARM LUBRICANTS

ORDER NO	DESCRIPTION	PACK SIZE
<b>CONOCO DIESEL / MULTI-USE ENGINE LUBRICANTS</b>		
1040560	HD Fleet 30 Heavy Duty Mono Grade Engine Oil	208 L
1040563	HD Fleet 30 Heavy Duty Mono Grade Engine Oil	18.9 L
1040569	HD Fleet 40 Heavy Duty Mono Grade Engine Oil	208 L
1040572	HD Fleet 40 Heavy Duty Mono Grade Engine Oil	18.9 L
1040585	HD Fleet 50 Heavy Duty Mono Grade Engine Oil	208 L
1040586	HD Fleet 50 Heavy Duty Mono Grade Engine Oil	18.9 L
0502	Fleet Supreme EC 15W40 HDEO CJ-4 Spec Mineral Hydro-cracked Product	20 L
1052956	Fleet Supreme EC 15W40 HDEO CJ-4 Spec Mineral Hydro-cracked Product	208 L
1040592	HD Fleet Supreme 15W40 API CI-4 Plus /SL High Quality multi Engine Oil	208 L
1040595	HD Fleet Supreme 15W40 API CI-4 Plus /SL High Quality multi Engine Oil	18.9 L
1040403	HC Power-D 15W40 API CI-4 Plus /SL Premium Universal Fleet Engine Oil	208 L
1040404	HC Power-D 15W40 API CI-4 Plus /SL Premium Universal Fleet Engine Oil	18.9 L
10568	Guardol ETC 15W40 Synthetic Blend API CJ-4 Titanium Enhanced	20 L
1056008	Guardol ETC 15W40 Synthetic Blend API CJ-4 Titanium Enhanced	208 L
<b>CONOCO POWER TRANSMISSION FLUIDS</b>		
1040630	Powertran Fluid Multifunctional transmission, final drive, wet brake, hydraulic systems fluid specially formulated for use in farm tractors and equipment	208 L
1040631	Powertran Fluid Multifunctional transmission, final drive, wet brake, hydraulic systems fluid specially formulated for use in farm tractors and equipment	18.9 L
<b>CONOCO HYDRAULIC FLUIDS</b>		
1055930	Megaflow Hydraulic AW 46 high quality antiwear hydraulic oil	208.2 L
1055931	Megaflow Hydraulic AW 46 high quality antiwear hydraulic oil	18.9 L
1055933	Megaflow Hydraulic AW 68 high quality antiwear hydraulic oil	208.2 L
1055934	Megaflow Hydraulic AW 68 high quality antiwear hydraulic oil	18.9 L
ORDER NO	DESCRIPTION	PACK SIZE
<b>CASTROL ENGINE OILS</b>		
100656	RX SUPER CI-4, CH-4 15W40	205L
100653	RX SUPER CI-4, CH-4 15W40	20L
100652	RX SUPER CI-4, CH-4 15W40	5L
100531	GTX 2 MODERN ENGINE 20W-50	5L
119371	GTX3 MODERN ENGINE 15W-40	5L
119369	MAGNATEC 10W-40 SYNTHETIC OIL	5L
<b>CASTROL GREASE</b>		
119813	GREASE LMX HIGH PERFORMANCE MULTI PURPOSE	450G
119810	GREASE LMX HIGH PERFORMANCE MULTI PURPOSE	20KG
113961	GREASE BTX EXTREME PRESSURE LITHIUM COMPLEX	450G



ORDER NO	DESCRIPTION	PACK SIZE
<b>CONOCO GREASE</b>		
1044153	Multiplex Red Grease Suit OEM Grease Guns	400 g
1044227	Multiplex Red Grease	450 g
1044234	Multiplex Red Grease Bucket	15.9 kg
1044228	Multiplex Red Grease	20 kg
1044229	Multiplex Red Grease Drum	181 kg





# AGRIPARTS & REPAIRS



## PRESSURE CLEANERS


ORDER NO	ENGINE	START	RATING	PUMP	FRAME	SPECIFICATIONS	WEIGHT
<b>PRESSURE CLEANERS</b>							
HB2000	HONDA	RECOIL	5 HP	HAWK PS315G 3450 RPM	FULL ROLL FRAME FOUR MINI WHEELS	11 LITRES @2000 PSI	39 KG
HB2400	HONDA	RECOIL	6.5 HP	HAWK PS315G 3450 RPM	FULL ROLL FRAME FOUR MINI WHEELS	11 LITRES @2400 PSI	41 KG
HB2500	HONDA	RECOIL	9.0 HP	HAWK PS345G 3450 RPM	FULL ROLL FRAME FOUR LARGE WHEELS	14.5 LITRES @2500 PSI	57 KG
HB3000	HONDA	RECOIL	13.0 HP	HAWK PS345G 3450 RPM	FULL ROLL FRAME FOUR MINI WHEELS	15 LITRES @3000 PSI	66 KG
HB3000R	HONDA	RECOIL	13.0 HP	HAWK HC506I REDUCTION BOX 1450 RPM	FULL ROLL FRAME FOUR LARGE WHEELS	15 LITRES @3000 PSI	75 KG
HB3000R-E	HONDA	ELECTRIC	13.0 HP	HAWK HC506I REDUCTION BOX 1450 RPM	FULL ROLL FRAME FOUR LARGE WHEELS	15 LITRES @3000 PSI	100 KG
HB6300R-E	HONDA	ELECTRIC	23.0 HP	HAWK HC650I REDUCTION BOX 1450 RPM	FULL ROLL FRAME ISOLATION MOUNTS FOUR LARGE WHEELS	20 LITRES @3000 PSI	110 KG
HB6900R-E	HONDA	ELECTRIC	27.0 HP	HAWK HC940I REDUCTION BOX 1450 RPM	FULL ROLL FRAME ISOLATION MOUNTS FOUR LARGE WHEELS	26 LITRES @3000 PSI	
HB6340R-E	HONDA	ELECTRIC	23.0 HP	HAWK HC932A REDUCTION BOX 1450 RPM	FULL ROLL FRAME ISOLATION MOUNTS FOUR LARGE WHEELS	20 LITRES @ 4000 PSI	
HB6950R-E	HONDA	ELECTRIC	27.0 HP	HAWK PX17 REDUCTION BOX 1450 RPM	FULL ROLL FRAME ISOLATION MOUNTS FOUR LARGE WHEELS	17 LITRES @ 5000 PSI	
HBL100R-E	YANMAR	ELECTRIC	10.0 HP DIESEL	HAWK HC506I REDUCTION BOX 1450 RPM	FULL ROLL FRAME ISOLATION MOUNTS FOUR LARGE WHEELS	15 LITRES @ 3000 PSI	



HB2000



HB3000R



HB3000R-E



HB6900R-E



HB6340R-E



HBL100R-E

**ALL UNITS ARE SUPPLIED WITH:**

- 10 METRE HOSE ASSEMBLY WITH QUICK COUPLINGS
- GUN & SWIVEL
- DOUBLE STAINLESS STEEL LANCE
- DETERGENT INJECTION

ORDER NO	DESCRIPTION
<b>PRESSURE CLEANERS SPARES</b>	
71001.10	10 METRE HOSE ASSEMBLY
71001.15	15 METRE HOSE ASSEMBLY
71001.20	20 METRE HOSE ASSEMBLY
H2404.11ASY	GUN, SWIVEL AND COUPLING
H2617.02ASY	DOUBLE LANCE, NOZZLE & NIPPLE
H2403.48	UNLOADER KIT VBC

## SNATCH STRAPS

### VEHICLE RECOVERY SNATCH STRAP

- EASY TO HANDLE AND STORE
- ROT AND MILDEW RESISTANT
- STANDARD LENGTH 9M, OTHER LENGTHS MADE TO ORDER
- 20-30% STRETCH
- 100% NYLON
- RATINGS ARE BREAK STRENGTHS
- SNATCH-STRAP RATING SHOULD BE 2-3 TIMES VEHICLE GVM
- ANTI RECOIL STRAPS FITTED FOR ADDED SAFETY
- 62T,85T & 100T HAVE PROTECTIVE SLEEVE OVER FULL LENGTH



SN100T



TS105T

ORDER NO	RATING	WEBBING	STANDARD LENGTH
<b>POLYESTER TOW STROPS</b>			
TS30T	30,000KG	FLAT WEBB	9 METRE
TS60T	60,000KG	FLAT WEBB	9 METRE
TS80T	80,000KG	FLAT WEBB	9 METRE
TS105T	105,000KG	ROUND WEB	9 METRE
TS210T	210,000KG	ROUND WEB	9 METRE
TS300T	300,000KG	ROUND WEB	9 METRE
TS350T	350,000KG	ROUND WEB	9 METRE
TS400T	400,000KG	ROUND WEB	9 METRE
TS450T	450,000KG	ROUND WEB	9 METRE

ORDER NO	RATING	WEBBING	STANDARD LENGTH	WEIGHT
<b>NYLON SNATCH STRAPS</b>				
SN8.5T	8,500KG	60MM/1PLY	9 METRE	2.45 KG
SN11.5T	11,500KG	75MM/1PLY	9 METRE	2.95 KG
SN16T	16,000KG	60MM/2PLY	9 METRE	4.3 KG
SN26T	26,000KG	75MM/2PLY	9 METRE	5.1 KG
SN32T	32,000KG	100MM/2PLY	9 METRE	7.35 KG
SN50T	50,000KG	150MM/2PLY	9 METRE	11.1 KG
SN62T	62,000KG	100MM/4PLY	9 METRE	16.8 KG
SN85T	85,000KG	150MM/4PLY	9 METRE	22 KG
SN100T	100,000KG	200MM	9 METRE	29 KG
SN150T	150,000KG	300MM	9 METRE	36 KG



100 TONNE SNATCH STRAP











# AGRIPARTS & REPAIRS



## LINEAR ACTUATORS

	E050	E150	ELECTRAC 1	ELECTRAC 2	ELECTRAC 10	ELECTRAC 100
						
Input Voltage	12 VDC 24 VDC	12 VDC 24 VDC	12 VDC 24 VDC	12 VDC	12 VDC 24 VDC	24 VDC
Load Capacity	50 112	225 450	25 75	250	500 1000	500 1000
Stroke length	2, 4, 6, 8,	8, 12	2, 4, 6,	4,	4, 8,12,18,24	4,8,12,18,24
Type of Lead Screw	Acme Screw	Acme Screw	Acme Screw	Acme Screw	Ball Bearing Screw	Ball Bearing Screw
Duty Cycle Full Load	25 %	25 %	25 %	25 %	25 %	25 %
Load Limiting Clutch	Yes	No	No	Yes	Yes	Yes
Limit Switches	Fixed end of Stroke	Optional Adjustable	Fixed	No	No	Adjustable
Feedback	Optional Potentiometer	Optional Potentiometer	No	No	No	Potentiometer
Motor Overload protection	Yes	Yes	Yes	Yes	Yes	Yes

## WINCHES

PART NO	CATAGORY	RATING	DESCRIPTION	WEIGHT
AL01572	BRAKE WINCH	1200 LBS	WINCH AND CABLE COMPLETE WITH SAFETY HOOK	3.2 KG
AL01576	BRAKE WINCH	2000 LBS	WINCH AND CABLE COMPLETE WITH SAFETY HOOK	6.8 KG
AL02637	HAND WINCH	440 LBS	HAND WINCH TWO WAY RATCHET	2.73 KG
AL01646	HAND WINCH	900 LBS	HAND WINCH COMPLETE WITH CABLE AND SAFETY HOOK	2.4 KG
AL01633	HAND WINCH	1200 LBS	HAND WINCH ONE WAY RATCHET FREE SPOOL IN OFF POSITION	3.0 KG
AL01637	HAND WINCH	2000 LBS	HAND WINCH ONE WAY RATCHET FREE SPOOL IN OFF POSITION	6.0 KG
AL01511	TWO SPEED	2500 LBS	HAND WINCH TWO SPEED SUPPLIED WITH CABLE AND SAFETY HOOK	6.4 KG
AL01620	ELECTRIC	2200 LBS	ELECTRIC WINCH 1.5HP	8 KG
AL01623	ELECTRIC	3500 LBS	ELECTRIC WINCH 2 HP	9 KG
AL01626	ELECTRIC	6000 LBS	ELECTRIC WINCH 3.6 HP	31.8 KG
AL01629	ELECTRIC	9000 LBS	ELECTRIC WINCH 4.5 HP	37 KG
AL02685	ELECTRIC	12000 LBS	ELECTRIC WINCH 4.8 HP	43 KG



AL01623



AL01626





## PAINTS

ORDER NO	DESCRIPTION
<b>JOHN DEERE 304 EQUIPMENT ENAMEL</b>	
AG30420JDG1	John Deere Green 1 L
AG30420JDG4	John Deere Green 4 L
AG30420JDBG1	John Deere Brilliant Green 1 L
AG30420JDBG4	John Deere Brilliant Green 4 L
AG30420JDY1	John Deere Yellow 1 L
AG30420JDY4	John Deere Yellow 4 L
<b>NEW HOLLAND 304 EQUIPMENT ENAMEL</b>	
AG30420NHY1	New Holland Yellow 1L
AG30420NHY4	New Holland Yellow 4 L
AG30420NNHY1	New, New Holland Yellow 1 L
AG30420NNHY4	New, New Holland Yellow 4 L
<b>CASE 304 EQUIPMENT ENAMEL</b>	
AG30430CIR1	Case Industrial Red 1 L
AG30430CIR4	Case Industrial Red 4 L
<b>FLEXICOIL 304 EQUIPMENT ENAMEL</b>	
AG30420FLE1	Flexicoil 1 L
AG30420FLE4	Flexioil 4 L
<b>JOHN SHEAER 304 EQUIPMENT ENAMEL</b>	
AG30420JS1	John Shear 1 L
AG30420JS4	John Shear 4 L
<b>FORWARD 304 EQUIPMENT ENAMEL</b>	
AG30420FLG4	Forward Light Green
AG30420FDG4	Forward Dark Green
AG30420FT4	Forward Teal Green

ORDER NO	DESCRIPTION
<b>BLACK EQUIPMENT</b>	
AG3047009SB1	Satin Black 1 L
AG3047009SB4	Satin Black 4 L
AG3047009FB1	Flat Black 1 L
AG3047009FB4	Flat Black 4 L
<b>WHITE EQUIPMENT</b>	
AG3048216W1	White Enamel 1 L
AG3048216W4	White Enamel 4 L
<b>SILVER EQUIPMENT</b>	
AG3046002S1	Silver Enamel 1 L
AG3046002S4	Silver Enamel 4 L
<b>PRIMERS</b>	
AG4025222R1	Zinc Red Oxide 1 L
AG4025222R4	Zinc Red Oxide 4 L
AG4026304G1	Zinc Grey Oxide 1 L
AG4026304G4	Zinc Grey Oxide 4 L
<b>METALFIX</b>	
AGMF1	Metal Fix Red 1 L Old Steel
AGMF5	Metal Fix Red 5 L Old Steel
AGMF10001	Metal Fix Red 1 L New Steel
AGMF10005	Metal Fix Red 5 L New Steel
<b>THINNERS</b>	
AG000476	Enamel Thinner
AG000469	Enamel Thinner

## FIRE EXTINGUISHER

ORDER NUMBER	DESCRIPTION
<b>FIRE EXTINGUISHERS &amp; FIRE BLANKET</b>	
FP10ABE	Dry Chemical 1kg
FP25ABE	Dry Chemical 2.5kg
FP45ABE	Dry Chemical 4.5kg
FP9ABE	Dry Chemical 9kg
FIRE/9LR	Recon 9lt Air Water
FIRE/9LRN	New 9lt Air Water
FPBLANKET	Fire Blanket 1.2 x 1.8



# AGRIPARTS & REPAIRS



## BATTERIES



I-7012



S95D31LHD

ORDER NO	EXIDE NO	WARRANTY	CCA	APPLICATION	DIMENSIONS L x W x H
<b>AC DELCO SEALED MAINTENANCE FREE BATTERIES</b>					
S40B20R	P305D	30 MTHS	330	(NS40Z SMALL POST) 4 CYLINDER VEHICLES, SUZUKI ETC	197 x 129 x 224
S40B20L	P305C	30 MTHS	330	(NS40ZL SMALL POST)	197 x 129 x 224
S40B20RS	P305A	30 MTHS	330	(NS40ZAS) SMALL 4 CYLINDER VEHICLES	197 x 129 x 224
S85B60R	P460D	30 MTHS	550	ALL HOLDEN COMMODORES (UP TO INCLUDING VS)	245 x 175 x 206
S85B60L	P460G	30 MTHS	550	VT / VZ HOLDEN COMMODORES	245 x 175 x 206
S70D23R	55D23R	30 MTHS	580	55D23R	232 x 173 x 225
S70D23L	55D23L	30 MTHS	580	(55D23L) LATE MODEL CAMRY'S ETC	232 x 173 x 225
S80D26R	N50ZZ	30 MTHS	600	HI-LUX /LANDROVER (N50ZZ)	260 x 174 x 222
S80D26L	N50ZZL	30 MTHS	600	N50ZZL	260 x 174 x 222
S95D31RHD	N70ZZ	30 MTHS	730	TOYOTA LANDCRUISER 4WD (N70ZZ)	304 x 173 x 225
S95D31LHD	N70ZZL	30 MTHS	730	NISSAN PATROL 4WD (N70ZZL) LANDCRUISER 80/100 SERIES TO 2000	304 x 173 x 225
S55457	DIN55	30 MTHS	500	DIN55	245 x 175 x 175
S56318	DIN66	30 MTHS	580	DIN66	280 x 175 x 175
S56640	DIN66R	30 MTHS	580	DIN66R	280 x 175 x 190
S58515	DIN88	30 MTHS	780	DIN88	353 x 176 x 190
22F530SMF-DF	P460C	30 MTHS	530	EARLY MODEL FALCONS TO EA, PLUS VT/VZ COMMODORES	240 x 174 x 221
AU22530SMF-DF	P460F	30 MTHS	530	EB AND ED FORD	230 x 170 x 221
AU22R530SMF	P460E	30 MTHS	530	EF, EL AND AU FORD	230 x 170 x 211
22FR530SMF	P460D	30 MTHS	530	ALL COMMODORES ( UP TO AND INCLUDING VS)	240 x 174 x 221
S65-7MF	65D	30 MTHS	820	FORD EXPLORER & F250	292 x 170 x 191
S78-6MF	NIL	30 MTHS	760	HOLDEN SUBURBAN	260 x 179 x 185
<b>AC DELCO TRUCK AND TRACTOR BATTERIES</b>					
S1111HD	86B	12 MTHS	830	TRACTOR/TRUCK (86 SIZE) SUIT ALL PURPOSES 330MM LONG	330 x 173 x 232
S1110HD	86B THREAD	12 MTHS	830	SAME AS ABOVE BUT WITH THREADED POST CENTRE	330 x 173 x 232
S31-901MF	86B	12 MTHS	930	TRACTOR / TRUCK HEAVY DUTY	330 x 173 x 238
S31-900MF	86B THREAD	12 MTHS	930	TRACTOR / TRUCK HEAVY DUTY	330 x 173 x 238
SN120	N120	12 MTHS	900	TRACTOR / TRUCK HEAVY DUTY	505 x 183 x 240
SN150	N150	12 MTHS	1000	TRACTOR / TRUCK HEAVY DUTY	508 x 222 x 241
SN200	N200	12 MTHS	1200	TRACTOR / TRUCK HEAVY DUTY	523 x 279 x 250
<b>AC DELCO DEEP CYCLE BATTERIES</b>					
DCM24SMF	N50ZZ	6 MTHS	73AH	CYCLE AND CRANK FRIDGES ETC	260 x 174 x 225
DCM27SMF	N70ZZ	6 MTHS	83AH	CYCLE AND CRANK FRIDGES CARAVANS ETC	304 x 174 x 225
DCM27LSMF	N70ZZ	6 MTHS	83AH	CYCLE AND CRANK FRIDGES CARAVANS ETC	304 x 174 x 225
<b>AC DELCO BATTERY CHARGER</b>					
I-7012		12MTHS	NA	BATTERY CHARGER 12V ELECTRONIC 2-15AMP CHARGING	

# AGRIPARTS & REPAIRS



## HID WORKLIGHTS

ORDER NO	VOLT	LENS	GLOBE	DESCRIPTION
<b>WORKLAMP HID</b>				
HID100S	12V	SPOT	4300K	100MM WORKLIGHT HI-IMPACT NYLON CASING
HID100SF	12V	SEMI-FLOOD	4300K	100MM WORKLIGHT HI-IMPACT NYLON CASING
HID100F	12V	FLOOD	4300K	100MM WORKLIGHT HI-IMPACT NYLON CASING
HID125S	12V	SPOT	4300K	125MM WORKLIGHT HI-IMPACT NYLON CASING
HID125F	12V	FLOOD	4300K	125MM WORKLIGHT HI-IMPACT NYLON CASING
HID388	9-36	FLOOD	6000K	130MM WORKLIGHT HI-IMPACT NYLON CASING
HID8840	9-32	FLOOD	6000K	180MM DRIVING LIGHT
****ALL LIGHTS SUPPLIED WITH IN BUILT BALLAST****				



HID8840



HID125S



HID388



HID125F



HID9005-50W



HIDBALS35



HIDBALC55

ORDER NO	VOLT	GLOBE	DESCRIPTION	ORDER NO	VOLT	GLOBE	DESCRIPTION
<b>HID LIGHT KITS AVAILABLE FOR SPECIFIC MACHINES CONVERT YOUR OLD HALOGEN GLOBES TO HID AND EXPERIENCE THE DIFFERENCE</b>				<b>HID LIGHT REPLACEMENT GLOBES</b>			
HIDH3-50W	12	4300K	HID GLOBES SUIT HELLA / NARVA WORKLIGHTS	HIDH3G4300	12	4300K	H3 GLOBE
HIDH1-50W	12	4300K	HID GLOBES SUIT HELLA RALLEY 4000 / BULL LIGHTS	HIDH3G6000	12	6000K	H3 GLOBE
HIDH7-50W	12	4300K	HID GLOBES SUIT VARIOUS VEHICLES	HIDH1G4300	12	4300K	H1 GLOBE
HIDH4-50W	12	4300K	HID GLOBES, HIGH/LOW BEAM	HIDH1G6000	12	6000K	H1 GLOBE
HIDH27-50W	12	4300K	HID GLOBES SUIT AGCO MACHINERY FENDT / MASSEY FER-GUSON	HIDH7G4300	12	4300K	H7 GLOBE
HID9005-HB3-50W	12	4300K	HID RIGHT ANGLE BASE GLOBE SUIT LARGE AMOUNT OF AGRICULTURAL MACHINERY JOHN DEERE/ CASE/ NEW HOLLAND	HIDH7G6000	12	6000K	H7 GLOBE
**ALL KITS ABOVE SUPPLIED WITH TWO GLOBES, BALLAST AND WIRING PLUGS ** 12 MONTH WARRENTY ON ALL KITS				<b>HIDLIGHT KIT REPLACEMENT BALLAST</b>			
				HIDBALS35	12	NA	STANDARD BALLAST 35 WATT
				HIDBALS55	12	NA	STANDARD BALLAST 55 WATT
				HIDBALC55	12	NA	CANBUS BALLAST 55 WATT



# AGRIPARTS & REPAIRS



## LED WORKLIGHTS



LED615



LED862



LED821



LED632



LIGHT BAR LED615 FITTED TO STIEGER



LED621



LED842



DRILL RIG WITH LED621 LIGHTS ON MAST

ORDER NO	VOLT	WATTS	LEDS	LENS	GLOBE	LUMENS
<b>WORKLAMP LED</b>						
LED621	9-36	5	5	FLOOD	6000K	
LED632	9-36	3	24	FLOOD	6000K	
LED614	9-36	3	80	FLOOD	6000K	14,400
LED615	9-36	3	100	FLOOD	6000K	18,000
LED821	10-30	3	16	FLOOD	6000K	2,880
LED842	10-30	3	9	FLOOD	6000K	2,160
LED861	9-50	10	1	SPOT	6000K	800
LED862	9-50	10	1	FLOOD	6000K	800



HID KIT + RALLEY 4000 FITTED TO JD HEADER



LIGHT BAR LED615 JOHN DEERE HEADER

## CAMERA KITS

ORDER NO	VOLTAGE	DESCRIPTION
<b>CAMERA KITS</b>		
AGCMK1	12 VOLT	7" TFT LCD DIGITAL REAR VIEW MONITOR, 22PIN SUITS UP TO 4 CAMERA INPUTS SUPPLIED WITH 1 X 120 DEGREE CAMERA/CABLE
AGCMK2	12 VOLT	3.5" TFT LCD DIGITAL TOUCH-SCREEN MONITOR SUITS UP TO 2 CAMERA INPUTS SUPPLIED WITH 1 X120 DEGREE CAMERA /CABLE
<b>MONITOR SCREEN ONLY</b>		
AGCMM700	12 VOLT	7" TFT LCD DIGITAL REAR VIEW MONITOR, 22PIN SUITS UP TO 4 CAMERA INPUTS
AGCMM350	12 VOLT	3.5" TFT LCD DIGITAL TOUCH-SCREEN MONITOR SUITS UP TO 2 CAMERA INPUTS
<b>CAMERA'S AND ACCESSORIES</b>		
AGCMC120	12 VOLT	1/4" CCD COLOR CAMERA WITH AUDIO AND IR, PAL, 120°, MIRROR IMAGE, 4PIN DIN, BLACK CABLE SOLD SEPERATELY
AGCMC180	12 VOLT	1/4" CCD COLOR CAMERA WITH AUDIO AND IR, PAL, 180°, MIRROR IMAGE, 4PIN DIN, BLACK CABLE SOLD SEPERATELY
AGCMAMP	12 VOLT	4-CH COLOR MULTIPLEXER IS NEEDED IF YOU WANT TO VIEW UP TO 4 CAMERAS ON THE SCREEN AT THE SAME TIME
AGCMAC5	NA	5M 4PIN EXTENSION CABLE
AGCMAC10	NA	10M 4PIN EXTENSION CABLE
AGCMAC15	NA	15M 4PIN EXTENSION CABLE
AGCMAC20	NA	20M 4PIN EXTENSION CABLE
AGCMAC16	NA	1.6M TRAILER CABLE CONNECTS TWO CAMERAS INTO ONE CABLE
<b>CAMERA WIRELESS KITS</b>		
AGCMWK1	12/24/36	7" INCH TFT LCD COLOUR SCREEN AV INPUT AND INPUT FOR 2 CAMERA'S WIRELESS, WATER PROOF DAY/NIGHT CAMERA CABLE AND ANTENNA'S SUPPLIED
AGCMWC80	12	WIRELESS WATERPROOF CAMERA



AGCMM700



AGCMM350



AGCMC120



AGCMC180



AGCMAMP



AGCMAC10



AGCMAC16



AGCMWK1





# AGRIPARTS & REPAIRS



## MOBILE SMART PHONE CAR KITS



*Boost signal reception significantly with these easy to install professionally built car kit cradles from Strike.*



IPHONE 4

**Features:**

- External antenna connection capability for superior coverage
- Charges iPhone while in cradle
- External stereo line out to play music on compatible car radio
- Top Clip Ensures iPhone is held securely in cradle for use in rough conditions.
- Suction cap or fixed mounting kits available
- Works with any Bluetooth kit or as a stand alone cradle.
- Slim line design.



IPHONE 3G



**7 DB GAIN HEAVY DUTY BULL BAR MOUNT ANTENNA.**

- Frequency 3G 2100Mhz and 850Mhz
- Antenna length 86cm
- Cable length 515 cm
- FME connection
- Solid spring mount for bull bar.



BLACKBERRY 9700

ORDER NO	DESCRIPTION
<b>CRADLES</b>	
STKSTSCIP4	IPHONE 4 CRADLE
STKSTSCIP3	IPHONE 3 CRADLE
STKSTS9700	BLACKBERRY 9700 CRADLE
<b>ANTENNA</b>	
STKB1	ANTENNA 7 DB SUPPLIED WITH MOUNTING BRACKET
<b>ACCESSORIES</b>	
STKST3.5	MUSIC CABLE TO SUIT IPHONE 4 CRADLES

**\*\*\*OTHER KITS AVAILABLE ON REQUEST\*\*\***



# AGRIPARTS & REPAIRS



## JET STREAM 5:1 BIN PARTS

ORDER NO	DESCRIPTION
53291U	Casing Extended Front or Rear
53282U	Casing Standard Front or Rear
53292L	Chain 59 Paddle (Extended)
53292S	Chain 49 Paddle (Standard)
53260	Chain 15 Paddle Side Discharge
53286	Shaft Top 292L 3/4"
53285	Shaft Bottom 356L 3/4"
10567	Bearing Kit 3/4" (1 x EN204-12, 2 x 47MST, 2 x 8 x 20)
21070	Tension Spring
53287	Headslide Yoke
53287/2	Yoke Lever
01009N2	Eyebolt
53290	Elevator Complete Ext (Kit) no pulley
53290A	Elevator Complete Ext (Assembled) no pulley
53284	Elevator Complete Std (Kit) no pulley
53284A	Elevator Complete Std (Assembled) no pulley
19543	190mm Pulley to suit Side Elevator
24001/1	Sliding Tube 6"
24001/6	Square to Round
D1RFH150	Flexible Ducting 6" (1/2 meter)



CASING(53291U)



22510/06



22516



22515



SIDE DISCHARGE 59 PADDLE

ORDER NO	DESCRIPTION
22120/06I	Sprocket 1/2" x 15 Tooth
22155/06I	Sprocket 1/2" x 60 Tooth
22220/06I	Sprocket 5/8" x 15 Tooth
22226/06I	Sprocket 5/8" x 26 Tooth
22349/04I	Sprocket 5/8" x 30 Tooth
22521	Sprocket Top 10T Alternate 3/4" Bore
22516	Sprocket Bottom 9T Alternate 3/4" Bore
22510/06I	Sprocket 7 tooth Alternate
22515	Sprocket 9 tooth Alternate Long Boss c/w Bush
22353F	Front Dog Clutch
22353R	Rear Dog Clutch
22354F	Front Sprocket Dog Clutch
22354R	Rear Sprocket Dog Clutch




22353F



22354F



SIDE DISCHARGE 15 PADDLE



**\*\*\*\*\*Other Publications available upon request \*\*\*\*\***



# *Forward*

**FARMING**



**Forward**  
FARMING 

134 OATS ST CARLISLE  
PO BOX 232 CLOVERDALE WA 6985

T: 08 9361 4000

F: 08 9361 4011